

SCHOOL PLACES PLANNING UPDATE (2013-2022)

Cabinet Member(s)	Councillor David Simmonds
Cabinet Portfolio(s)	Education and Children's Services
Officer Contact(s)	Julien Kramer, Residents Services Dan Kennedy, Administration Directorate
Papers with report	Appendix 1 – Primary School Places Demand

HEADLINE INFORMATION

Summary	<p>The local authority has a statutory responsibility to secure sufficient early years and school places for children resident in Hillingdon. The demand for early years and school places in Hillingdon is rising and is forecast to continue to grow. This is in line with national and London-wide predictions.</p> <p>This report builds on the previous update to Cabinet in February which initially focused on primary school places by providing a further update about the demand for early years places, secondary school places and from children with special educational needs (SEN).</p> <p>This overview now positions the local authority to see the pressure points in the supply of early years and school places to inform the development of proposals for the next ten years, which will support greater integration in schools places planning to make best use of the education resources in Hillingdon.</p>
Contribution to our plans and strategies	Effective early years and school places planning is a key element of the Council-led Children's Pathway Programme to put 'families first' in Hillingdon.
Financial Cost	There are no direct costs arising from the recommendations of this report. There are, however, significant potential resource implications arising from the delivery of the school places requirement.
Relevant Policy Overview Committee	Education and Children's Services
Ward(s) affected	All wards in Hillingdon

2. RECOMMENDATION

That the Cabinet:

- 1) **Note the updated forecast demand for early years and school places;**
- 2) **Instruct officers to prepare a joined-up proposal to meet the increasing demand for early years, schools places and SEN place across all age groups and needs in consultation with the Leader of the Council, the Cabinet Member for Education and Children's Services and the Cabinet Member for Finance, Property and Business Services and;**
- 3) **Agree proposals are reported to a future meeting of the Cabinet for approval.**

Reasons for recommendation

As part of the strategic education function of the local authority, the Council has a statutory responsibility to secure sufficient early years and school places to meet the needs of children resident in the Borough. From September 2013 this includes the provision of child care places for disadvantaged two year olds. The demand for primary school places in Hillingdon has been rising for the last five years and is forecast to continue to grow and will continue into secondary school education. This is in line with national and London-wide predictions for school places. Demand for school places from children with special educational needs is also increasing. Given the forecast rising demand for school places across the education system in Hillingdon there is therefore an opportunity to make best use of all education resources and partner resources available in Hillingdon by delivering a co-ordinated school places plan over the next ten years for children of all age groups, educational and special needs.

Alternative options considered / risk management

The ten year school places plan for children and young people positions the local authority to continue to successfully meet its statutory duty working with provider partners and those who have an interest in education to secure sufficient and high quality early years and school places for children resident in Hillingdon.

Policy Overview Committee comments

None at this stage.

3. INFORMATION

Supporting Information

Summary

- 3.1 An outline plan for Hillingdon's early years child care and school places was agreed at February 2013 Cabinet to cover all age ranges and educational needs for children and young people. This joined-up approach ensures effective planning and commissioning of education services to make best use of existing resources to meet forecast needs in flexible and creative ways. This report provides an update to the report presented to Cabinet in February by providing additional information about the future demands for early

years places, secondary school places and the growing need for special educational needs school places. Together with the forecast available about the demand for primary school places, the analysis in this report offers Cabinet for the first time an overview of the emerging future pressures on Hillingdon's education system and will inform the potential options for meeting this need for future consideration.

3.2 The increasing demand for early years and school places in Hillingdon is attributable to a number of factors:

- A growing population in Hillingdon – particularly concentrated in the south/south-east of the Borough.
- An increase in premature babies survival rates with a commensurate increase in the number of children with severe and complex needs.
- Inward migration and reduced outward migration, including a growing number of children with complex needs moving into Hillingdon.

3.3 In summary, the future predictions for early years and schools places in Hillingdon shows:

- Early years – a need to secure approximately 750 additional child care places in Hillingdon for disadvantaged two year olds by September 2013 and at least an additional 800 places by September 2014 to reflect new responsibilities for local authorities from September 2013 onwards. Early years support is integral to the Children's Pathway Programme in Hillingdon to put families first. Officers are actively working with local child care providers to secure sufficient high quality places in Hillingdon by September 2013 and beyond.
- Primary school places – as reported to Cabinet in February 2013 there is a need to secure an additional 3,150 primary school places over the next ten years over and above the existing successful schools expansion programme. The growth in pupil numbers is concentrated in the south/south-east of the Borough. The development of two new primary schools in the Borough will provide essential schools places. Officers are developing further proposals for meeting the need in the medium to longer-term. This could include 'all-through schools' and so options are being developed for consideration to dovetail with proposals to meet the demand for the increase in secondary school places.
- Secondary school places – predictions from the Greater London Authority indicate the number of secondary pupils in Hillingdon is set to increase by 25% (an extra 3,900 pupils) to more than 19,000 between September 2012 and 2021/22. The rate of increase is faster for year 7 pupils (the entry year into secondary schools) as the growth in primary pupils moves into secondary education. This is consistent with the increase in primary pupil numbers and similarly is concentrated in the south/south-east of the Borough. In the medium-term there are sufficient secondary school places. The pressure for secondary school places is expected to begin from the year 2016/17 onwards. Officers are developing proposals for consideration to meet the increasing need for secondary school places. This could include 'all-through schools' and so options are being developed to dovetail with proposals to meet the demand for the increase in primary school places.

- Special Educational Needs (SEN) – the number of children with an assessed special education need has increased by 20% over the last 6 years (approximately an extra 250 children) and the needs of children are becoming more complex requiring higher levels of support in some cases. The increase in the number of children with a SEN in Hillingdon has required the use of school places outside Hillingdon or in independent special schools in recent years which brings with it the need for longer journeys travelling from home to/from school with increased transport costs. There is the option available to evolve a more local model of school provision, further details of which are set out in this report for consideration. This includes the option to increase the provision of places available at local mainstream schools through a special resource provision. This would enhance the integration of pupils with SEN in Hillingdon. Therefore, proposals to meet the future education needs of children with special educational needs are being developed alongside those for primary and secondary school places.

- 3.4 Bringing the analysis and forecasting together for the first-time in this way across all age and needs groups shows the collective pressure across the education system in Hillingdon over at least the next ten years and underpins the necessity for joined up early years and schools places planning. A strong, co-ordinated approach with the local authority positioned as the strategic lead ensures the best use of the education resources for the provision of high quality education facilities for residents. This includes the option to develop integrated, all-through schools places provision using the existing available education facilities in ways which will improve the education offer to local children and their families.
- 3.5 Options for meeting the growing demand for school places are being progressed and will be presented to the Leader of the Council and the Cabinet Members for consideration.
- 3.6 The remainder of this report provides further information about the forecast demand for early years and school places. Options to meet the education and training needs of young people post 16 years-old will be presented to Cabinet at a later date for consideration. This report is structured according to the following areas of need:
- Early years
 - Primary school places
 - Secondary school places
 - Special educational needs

A. Early Years

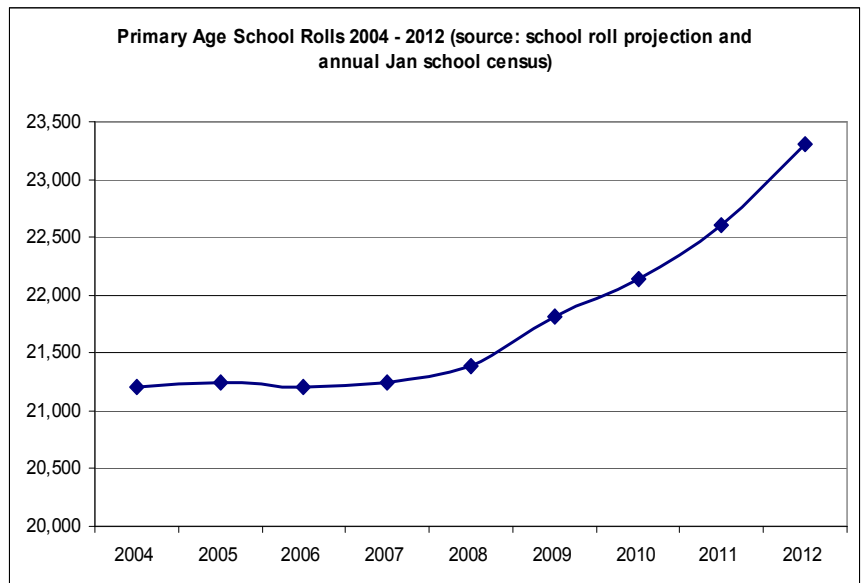
- 3.7 The local authority has a statutory responsibility to secure sufficient places for children in early years settings. In summary, this covers children aged three or four years old and from September 2013 children aged two years of age who are disadvantaged. Research shows that the first three years of a child's life are when a child's social, cognitive and developmental abilities develop most. The provision of good quality services in an early years setting therefore is a key strand of the Council's Children's Pathway Programme to support children and families to be self-sufficient and independent at an early stage. This can prevent families from needing higher levels of intervention from statutory services. Work is underway as part of the Council-led Children's Pathway Programme to develop the re-design of early years support for families integral to putting 'families first' in the Borough.

- 3.8 In September 2010 all three and four year olds became entitled to 15 hours a week of universal free early years education for 38 weeks a year; an increase from 12.5 hours a week. Take-up of these places is very good in Hillingdon with 96% per cent of three and four year olds accessing their free entitlement. This is slightly higher than the national average of 95% take-up of early education places.
- 3.9 From September 2013 the offer of early education extends to 20% of the most disadvantaged two year olds and then 40% of disadvantaged two year-olds from September 2014. The Department for Education (DfE) have estimated that in Hillingdon these percentages equate to 757 places for disadvantaged two years olds by September 2013 and at least an additional 800 places by September 2014. The DfE are expected to confirm with local authorities further information about the families with two year olds who should be encouraged to take-up a free child care place.
- 3.10 Achieving these placement targets for two year olds requires the development of local child care places of sufficient volume and quality and the stimulation of demand from parents who may not be aware of their entitlement or the benefits of accessing childcare. Officers are actively progressing plans to ensure a sufficient supply of early years placements for disadvantaged two year olds by September 2013 and that take-up is forthcoming from disadvantaged families. Actions to date include:
- Targeting existing providers to make sufficient child care places available for disadvantaged two year olds. Officers have been targeting the south and south east of the Borough as an area experiencing higher birth rates and therefore higher potential demand for child care places.
 - Working with existing providers to make best use of their existing buildings and to re-configure their day care timetable to maximise the number of places available.
 - Supporting new child care providers to enter the market-place.
 - Increasing the awareness of parents of the offer for two year olds.
 - Improving parents' perception of the benefits of early years child care and the provision of child minder services in their area.
 - Flexible use of temporary accommodation as it becomes available in the capital build programme.

B. Primary School Places - Update

- 3.11 For completeness and to provide the full picture in school places planning, this section of the report summarises the projections for primary pupil places presented to Cabinet in February 2013. At a national level, the Department for Education is forecasting a sustained, increasing demand for primary school places (an 18% increase by 2021). In London, the need for primary school places is forecast to rise at a faster rate, with an 18% increase in primary school places expected between 2010 and 2015.

3.12 As set out in the graph below, the number of primary pupils in a school place has been rising steadily since 2007 in Hillingdon. In the period 2007 to 2012, the number of primary pupils in Hillingdon schools has increased by 10%, equating to approximately 2,000 additional pupils. The London Borough of Hillingdon with the schools in Hillingdon and other partners have worked closely together to successfully meet the rising need for primary places in the last five years. This has largely been achieved through the expansion of existing schools to secure high quality education facilities for Hillingdon's children.



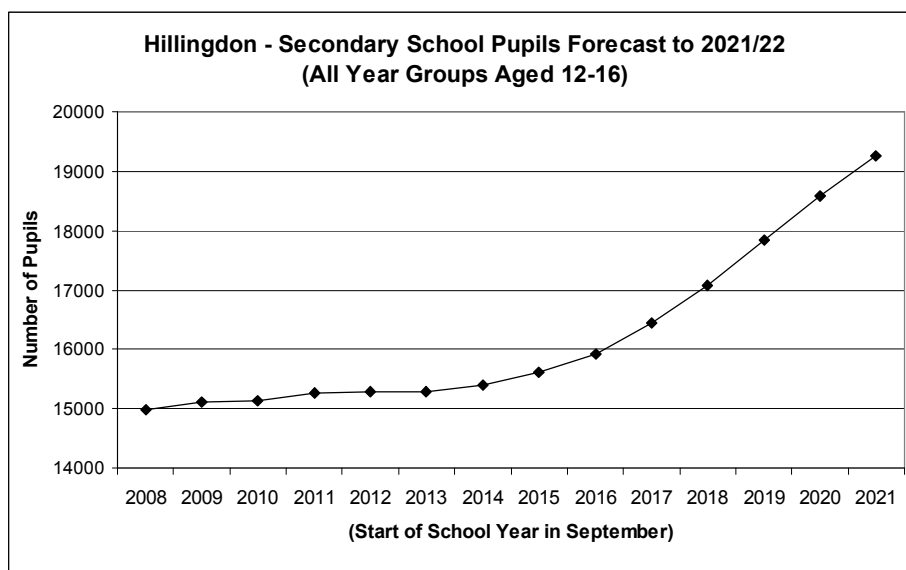
3.13 Based on current projections using London-wide data prepared by the Greater London Authority and local housing data, the number of primary pupils requiring a school place in Hillingdon is forecast to continue to rise between 2013 and 2021/22. This is attributable to an increasing birth rate, inward migration and reduced outward migration from the Borough. The rising future demand for primary school places in Hillingdon is forecast to concentrate in localised areas, particularly in the south and south-east of the Borough. The table in appendix 1 presents those school places planning areas which are a priority for increasing the provision of primary school places over and above that already on track to be delivered through the existing school places programme or through the provision of new schools already expected. In summary, as set out at the February meeting of the Cabinet, Hillingdon is predicted to require 15 forms of entry for primary age pupils over and above the existing expansion programme for primary schools. This equates to approximately an additional 3,150 school places required in primary schools by 2021/22.

3.14 The Council is working with partners to successfully meet this rising need for school places in a number of ways which offers choice to local families and delivers high quality education provision as close as possible to the homes of children resident in the Borough to minimise the need for travel between home and school. These include:

- Continuing to deliver an ambitious £149m capital programme to expand existing primary schools to a high quality.
- Working with partners to consider free schools of sufficient quality and in those areas of the greatest demand.
- Leading the provision of new schools in those areas of the greatest demand for school places and/or where school expansion may not be feasible e.g. Lake Farm, RAF Uxbridge.
- Recognising the need for additional places for pupils with SEN.

C. Secondary School Places

3.15 At a national level the Department of Education is predicting an increase in the number of secondary pupils from 2015 onwards. In Hillingdon the number of pupils attending a secondary school has been rising gradually over recent years and is predicted to continue to rise as primary school pupils move up into secondary school age year groups.



3.16 As a follow up to the outline school places plan presented to Cabinet in February, officers have analysed the rising demand for secondary school places to ensure that the needs of secondary school age pupils are co-ordinated and joined up with forward planning for early years places, primary school places and the needs of children with a special education need. The graph shows the predicted rising number of secondary school age pupils in Hillingdon by 2021/22 - an overall 25% increase (+3,900 additional pupils) in Hillingdon secondary schools between September 2012 and September 2021. The predicted increase in secondary school places by 2021 in Hillingdon has come from independent modelling undertaken by the Greater London Authority (GLA School Roll Projections Annual Report – January 2013).

3.17 In line with many other London boroughs, there is in general the physical capacity within Hillingdon secondary schools to absorb the forecast increase in secondary school age pupils in the medium-term (the next 4 to 5 years). This is because there are under-used secondary school places at the present time. Modelling of demand for secondary school places predicts that the pressure for school places will move into secondary schools by September 2017 when additional secondary pupil places will be required.

3.18 Families with children of secondary school age tend to exercise greater mobility in securing their preference for a school place compared to families with primary school age children. Also secondary schools tend to accommodate a larger cohort of children compared to primary schools. For the purpose of planning secondary school places, two broad geographical areas are used grouping together adjacent wards. Whilst overall there is an estimated demand for 3,900 secondary school pupils expected in Hillingdon over the next ten years, the entry year (year 7) into the secondary school education system will witness the pressure first before other year groups and indicates a sustained growth in the numbers of secondary school age pupils. The following table summarises the forecast pressure on year 7 places only as an indication of the future demand for additional secondary school places in Hillingdon over the next ten years and beyond.

Area (showing Wards)	No. of Secondary School Pupils on roll – year 7 (actual January 2013)	Predicted number of Secondary School Pupils Y7 2021/22 (from GLA)	Estimated Secondary School Capacity (Places - Year 7 – Sept 2013)	Comment
<u>LBH Area 1</u> Cavendish, Eastcote and East Ruislip, Harefield, Ickenham, Manor, Northwood, Northwood Hills, South Ruislip, West Ruislip.	1508	1836 (22% increase)	1680	Potential need for up to an additional 6 forms of entry over the next ten years
<u>LBH Area 2</u> Barnhill, Botwell, Brunel, Charville, Heathrow Villages, Hillingdon East, Pinkwell, West Drayton, Townfield, Uxbridge North, Uxbridge South, Yeading, Yiewsley	1585	2245 (42% increase)	1969	Potential need for up to an additional 10 forms of entry over the next ten years
TOTAL	3,093	4081 (32% increase)	3649	Potential total need for up to 16 forms of entry over the next ten years

3.19 The analysis indicates a growing pressure for secondary school places particularly in the south and south-east of the Borough. This is consistent with the increase in Hillingdon's population measured in the 2011 Census which shows the increase in the population is concentrated in the south/south-east of the Borough.

3.20 At this stage the forecasts for additional secondary school places are indicative as there are a number of factors which can affect the supply of available secondary school places e.g. secondary schools revising the number of places available by de-designating places for primary 'free' school places, certain curriculum subjects may require smaller class sizes and therefore may require additional classrooms etc... Officers are reviewing the future demand pressures for secondary school places and will present an appraisal of options for consideration by the Leader of the Council and Cabinet Members.

D. Special Education Needs

3.21 As part of the Children's Pathway Programme in Hillingdon focused on putting 'families first', work has been undertaken to review the forecast demand of children with special educational needs in Hillingdon and to develop options for how best to effectively meet the need.

3.22 Children with additional needs require extra support to reach their full potential in school and to make a successful transition into adulthood, whether into employment, further or higher education or training. Some children will be subject to an assessment of their educational needs by the local authority and if their needs are complex will receive a statement of special educational needs (SEN) which sets out what their needs are and how they will be met. SEN means that a child either has a:

- significantly greater difficulty in learning than the majority of children of the same age,

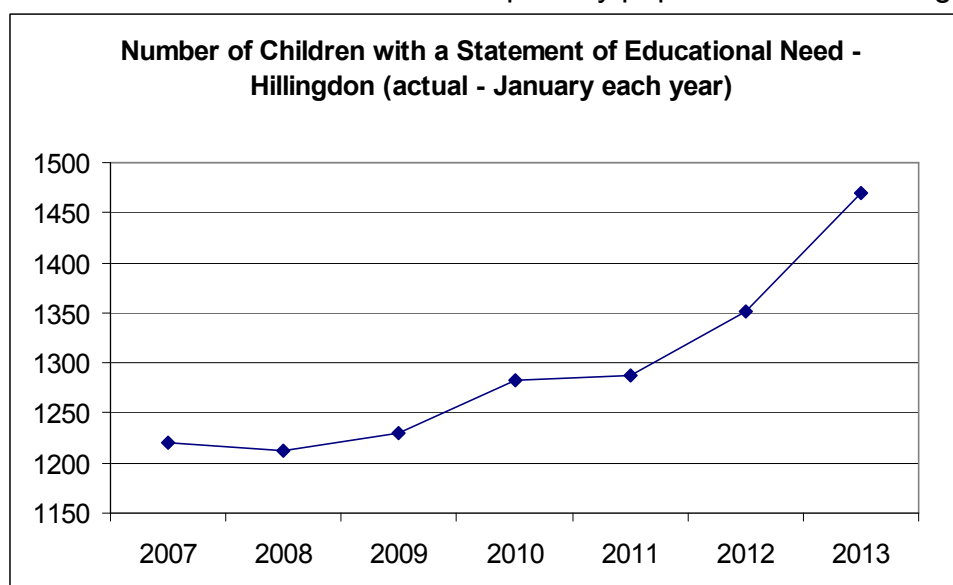
- disability that prevents or hinders them from making use of educational facilities normally provided for children of the same age in schools.

3.23 The key categories of need of children who have a SEN are:

- Cognition and learning needs (e.g. moderate to severe learning disability),
- Behaviour, emotional and social development needs,
- Communication and interaction needs (e.g. autistic spectrum disorder),
- Sensory and / or physical needs (e.g. visual impairment).

Demand for Special Educational Needs School Places

3.24 The latest available data shows there are an increasing number of children with a SEN in Hillingdon. In January 2013 there were 1449 children in Hillingdon with a SEN which had increased further to 1470 by the end of March – representing an overall increase of 20% over the last 6 years. The rate of increase in the number of children with a SEN has been growing at a faster rate than the increase in primary pupil numbers in Hillingdon.



3.25 The demand for school places from children with a SEN continues throughout the year which in turn continues to place additional requirements on Hillingdon's education system. The continued demand comes from families who move to Hillingdon from other parts of the UK or from other countries. Over the last two years there has been a net increase of children moving to Hillingdon with a statement of special educational needs (an increase of 36 children from April 2011 to January 2013). In the period September 2012 to February 2013:

- 46 children with a statement of special educational needs have moved to Hillingdon from another part of the country,
- In addition, 57 applications have been received for a place in a secondary school where the child has an additional need and previously lived in another country. Some children with complex needs moving to Hillingdon from another country have not previously enjoyed an education in a structured, formal setting and therefore finding a suitable school placement to meet their social and learning needs can be challenging.

- 3.26 The needs of children who require educational support are not just growing in number in Hillingdon but also in complexity. In particular, the number of children subject to a statement of educational need with diagnoses of autistic spectrum disorders with cognitive abilities ranging from moderate to severe with speech, language and communication difficulties is increasing. One in four children (25%) with a SEN has a diagnosis of autistic spectrum disorder which has increased from 18% of all children with a statement in 2009.
- 3.27 In summary there is an increasing demand from children with a SEN in Hillingdon, which the following factors are contributing to:
- A growing population in Hillingdon,
 - An increase in premature babies survival rates with a commensurate increase in the number of children with severe and complex needs,
 - A growing number of children with more complex needs moving into Hillingdon.

Meeting the Demand

- 3.28 There are a range of educational settings used to meet the needs of Hillingdon's pupils with special educational needs. Given Hillingdon is experiencing a growing number of children with increasingly complex needs there is pressure on the existing education system to provide for pupils with a SEN. This is leading to placements having to be made in specialist, higher cost educational settings, including those outside the Borough.
- 3.29 Approximately two fifths of children with a SEN attend a mainstream school and a further half of all SEN attend a special, higher cost school to meet their needs (maintained special school or an independent special school). In general, the highest cost placements are in independent, out-of-borough special schools with the lower cost placements in mainstream schools and special resource provision in mainstream schools based in Hillingdon.
- 3.30 The pattern of existing education provision and the increasing demand for SEN school places means that some children in Hillingdon have to travel some distance from their home to school with some having to attend a school outside the Borough. Of those children with a SEN of primary school age almost 1 in 6 (16%) attend a school more than 2 miles from home. Overall, one in ten children with a SEN (12%) attend a school outside Hillingdon.

Emerging Options

- 3.31 With the number of children with a SEN expected to grow further in Hillingdon, there is an option to consider evolving a more localised model of education provision for children with special educational needs building on the good practice established to date. A more localised model will need to offer the following benefits:
- securing sufficient flexibility in education provision to meet rising demand,
 - reflecting the changing pattern of types of disability in the Borough,
 - responsive to the specific education and support needs of children and their families,
 - increasing choice for families by enabling greater support in mainstream schools,
 - delivering provision which is closer to pupils' homes,
 - reducing the overall costs of education and transport for children with support needs.
- 3.32 The emerging options below for consideration focus on children of early years, primary and secondary school age with a special educational need. The needs of young people aged
-

16 years or older are being taken forward as part of the children's pathway programme in Hillingdon. This includes:

- To support more local provision for children with special educational needs through the development of a pattern of a special resource provision (SRP) on the site of mainstream schools in Hillingdon tailored to the individual needs of children and their families,
- To consider for new schools in Hillingdon that the school has a special resource provision on site for children with special educational needs,
- For early years/infant school age children develop a joined-up assessment approach to identify the support needs of children and their families at an early age,
- Develop the future role of special schools in the Borough to offer out-reach support to mainstream schools and those with a SRP to meet the needs of children with complex needs.

3.33 Cabinet are asked to agree that officers consider these options and develop a proposal for meeting the growing needs of children with a special educational need and ensure that the proposal is joined up with and part of the proposal for primary school places and secondary school places. This proposal will be presented to the Leader of the Council and relevant Cabinet Members for consideration before any further action is taken. The proposal will be linked to and is a key part of the Children's Pathway Programme in Hillingdon designed to put families first.

Financial Implications

The Council's current approved Primary Schools Expansion programme is set at £149 million and will provide 27.5 additional permanent forms of entry and 28 temporary forms. This has been planned to provide the increased primary school places up to September 2015. The pressures described in the paper above are over and above that existing programme. The average cost of 1 permanent form of entry has ranged from £4.5 million to £5 million, which gives a potential increased resource requirement of £49.5 to £55 million if the Council was to provide this through the current strategy for further school expansion. However, the paper recommends that partnership working and engaging with potential new providers of Free Schools be actively explored. Financially, this is likely to be a less costly approach than to match school place growth with a pure Council driven programme, which may not be affordable in the long term. Free Schools are more likely to attract Government and private sector funding.

The current Primary Schools Expansion programme factors in £56.7 million of DFE grant and £15 million of S106 resources. The balance of £55.8 million is being resourced from a combination of borrowing and capital receipts from disposals of Council assets. Further increase in a Council-led build programme for further schools expansion would require a significant increase in borrowing with associated revenue cost implications. Therefore, a strategy that looks at partnership would potentially mitigate the further impact on Council resources.

The report also notes the potential impact on Post 16 year-old education and training and Special Education Needs, growth of which in both areas will have revenue implications for the Council.

4. EFFECT ON RESIDENTS, SERVICE USERS & COMMUNITIES

What will be the effect of the recommendation?

The recommendations set out in this report will ensure the local authority and partners in Hillingdon deliver sufficient, high quality education provision for children resident in the Borough.

Consultation Carried Out or Required

Council officers have been consulted and involved in developing the outline School Places Plan and priorities to support and align fully to Hillingdon's Children's Pathway Programme. The development and implementation of the school places plan will involve partners and other stakeholders.

5. CORPORATE IMPLICATIONS

Corporate Finance

Corporate Finance has reviewed this report and notes that although there are no direct financial implications arising from the recommendations there are considerable resource implications for the Council's capital programme as outlined within the Financial Implications section. Central Government has announced that Targeted Basic Needs capital funding will be made available to Local Authorities with capacity needs and Hillingdon has applied for this funding but awaits an announcement as to the level of funding to be granted. However, it is highly likely that the Council will have to apply its own resources to supplement grants and third party contributions to any additional expansion programme and a figure of over £50m is already factored into the MTFF alongside corresponding revenue financing provision.

Corporate Finance notes the subsequent implications for places at the secondary and post 16 stages alongside Special Education needs and although funding sources for these may be broader than that available for the majority of primary expansions, financing strategies will need to be developed through the MTFF process as the programme is further progressed.

Legal

Pursuant to section 14 of the Education Act 1996 the Council has a statutory duty to ensure that sufficient school places are available in its area for providing primary, secondary and special education. With regards to establishment of new schools it is worth noting that the Education and Inspections Act 2006, (as amended by the Education Act 2011), places a statutory duty to give precedence to academy/free school proposals, where a local authority identifies the need to establish a new school in their area. Under the Council's Constitution Cabinet has the appropriate power to agree recommendations proposed at the outset of this report. Further, by virtue of Section 1 of the Localism Act 2011 which makes provision for 'a general power of competence' for local authorities in England. The 'power' gives local authorities the power to do anything an individual can do unless specifically prohibited by law. This includes the power to act in the interest of their communities.

6. BACKGROUND PAPERS

NIL.

Appendix 1 – Primary School Places – Additional Requirements 2013-2022

Primary Pupil Places Planning - Additional Forms of Entry Required 2013-2022													
Primary Planning Area	Sep-13	Sep-14	Sep-15	Sep-16	Sep-17	Sep-18	Sep-19	Sep-20	Sep-21	Sep-22	TOTAL	Notes	
PPA 1	Harefield										0		
PPA 2	Northwood										0		
PPA 3	North Ruislip				1						1		
PPA 4	Ickenham										0		
PPA 5	Ruislip										0	Potential additional 1 FE pressure from 2016/2017 - to be kept under review.	
PPA 6	Uxbridge		1	1	1						3	New school expected on RAF Uxbridge site to meet forecast need.	
PPA 7	Hillingdon										0		
PPA 8	Hayes Park / Charville				1						1	A new free school is proposed for this area and, subject to being established, could meet the need in this area in the medium-term.	
PPA 9	Yeading										0		
PPA 10	Yiewsley			1							1		
PPA 11	Hayes Wood End	1		1	1	1					4	A new primary school is proposed in this area (Lake Farm). Subject to approval, the new proposed school would meet the additional forecast demand for primary school places in the medium-term. Bulge year groups proposed at existing schools to meet the need for Sept 2013. An additional new free faith school is proposed in this area but may not fully meet the need for local pupil places.	
PPA 12	Hayes / Cranford /Harlington	1		1							2	Bulge year groups proposed at existing schools to meet the need for Sept 2013.	
PPA 13	Harmondsworth										0		
PPA 14	West Drayton		1		1			1			3		
TOTAL		2	2	4	5	1	0	1	0	0	0	15	
Pupil Places Required		420	420	840	1050	210	0	210	0	0	0	3150	

Note: The increased need for school places has been expressed in 'forms of entry' in the table below. A form of entry represents an additional seven year groups at a primary school. Each additional year group will provide places for up to 30 additional pupils. Therefore an additional form of entry at a primary school equates to an additional 210 pupil places in total across all seven year groups.