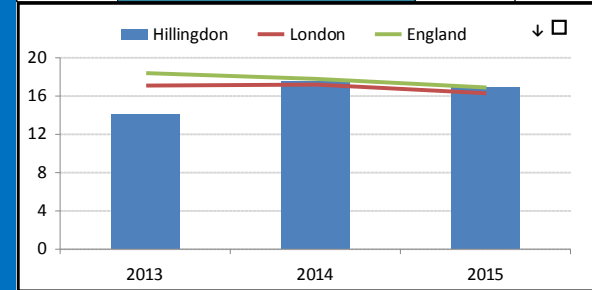


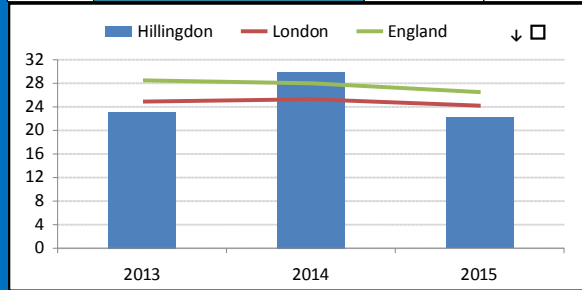
Health & Wellbeing Board - September 2016

PRIORITY ONE

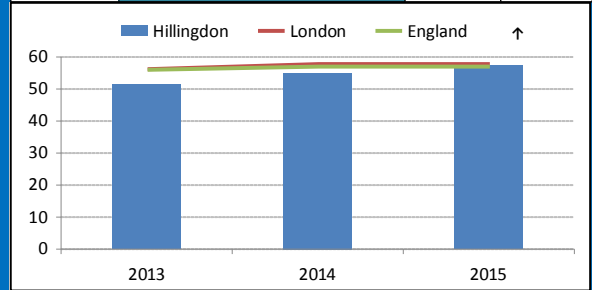
PHOF 2.14	Smoking Prevalence: age 18+	2015	16.9
		2014	17.5



PHOF 2.14	Smoking prevalence (age 18+ routine and manual)	2015	22.1
		2014	29.9



PHOF 2.13i	Proportion of active adults	2015	57.4%
		2014	55%

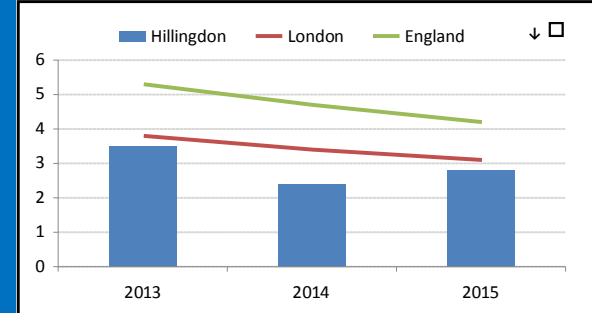


PRIORITY ONE

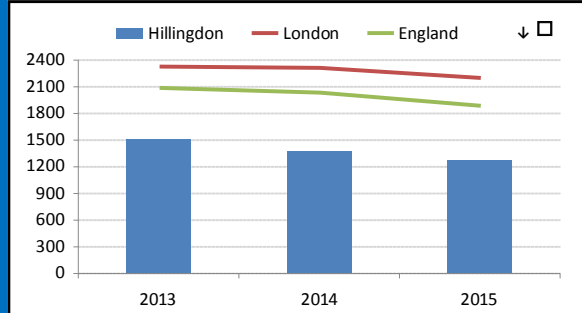
PHOF 2.13ii	Proportion of inactive adults	2015	31.20%
		2014	28.40%

PRIORITY TWO

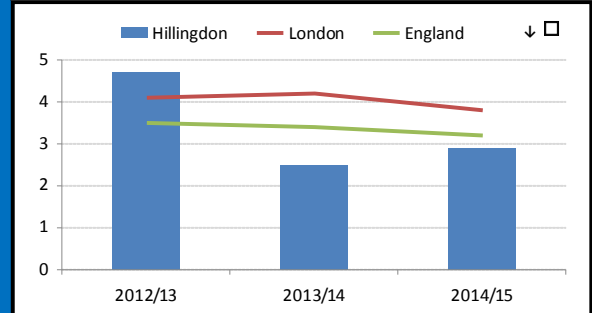
PHOF 1.05	Number of 16 - 18 year olds who are known NEET	2015	2.80%
		2014	2.40%



PHOF 3.02	Chlamydia detection rate in 15-24 year olds	2014/15	1272
		2013/14	1378



PHOF 4.12iii	Preventable sight loss (diabetic eye disease)	2014/15	2.9
		2013/14	2.5

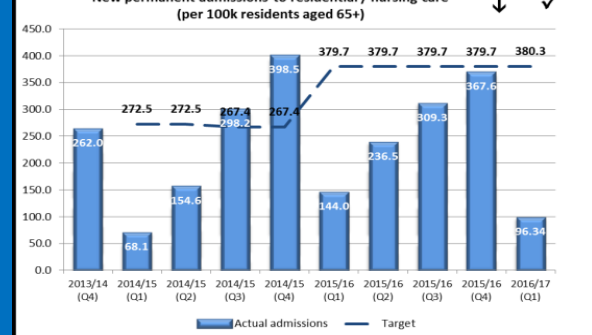


PRIORITY TWO

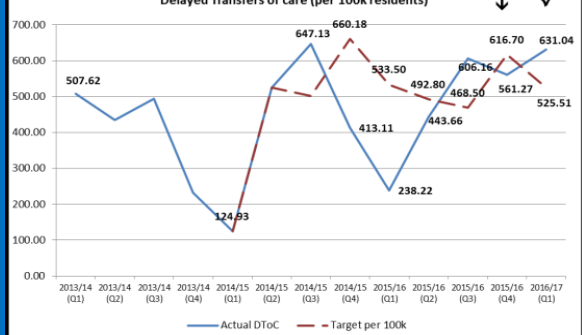
PHOF 4.02	Proportion of five year old children free from dental decay	2014/15	62.20%
PHOF 2.22iii	Cumulative % of eligible population aged 40-74 offered an NHS Health Check	2013/14-2015/16	39.40%
PHOF 2.22iv	Cumulative % of eligible population aged 40-74 offered an NHS Health Check who received an NHS Health Check	2013/14-2015/16	69.50%
PHOF 2.22v	Cumulative % of eligible population aged 40-74 who receive an NHS Health Check	2013/14-2015/16	27.30%
PHOF 4.12	Preventable sight loss (aged related macular degeneration)	2014/15 2013/14	57.2 101.2
PHOF 4.12ii	Preventable sight loss (glaucoma)	2014/15 2013/14	6.4 9
PHOF 4.12iv	Preventable sight loss (sight loss certification)	2014/15 2013/14	23.6 30.3

BETTER CARE FUND METRICS

Perm admissions	Perm admissions per 100,000	2016/17	96.3
		2015/16 (FYr)	367.6



Delayed transfer of care (DToc)	DToc per 100,000 residents	2016/17 (Q1)	631.0
		2015/16 (Q4)	561.3



Perm admissions	Number of permanent admissions to residential / nursing care for residents aged 65+	2016/17	38
Perm admissions	Annual target for number of perm admissions	2016/17	150
Perm admissions	Target for number of permanent admissions to residential / nursing care per 100,000 residents aged 65+	2015/16	96.3
Delayed transfer of care	Total number of days in quarter	2016/17 (Q1)	1447
Delayed transfer of care	DToc per 100,000 (Qtrly Outturn)	2015/16 (Q4)	631.0
Delayed transfer of care	Quarterly target for delayed discharges (total number of days)	2016/17 (Q1)	525.5
Delayed transfer of care		2015/16 (Q4)	616.7

PRIORITY THREE

LBH (Local Measure)	Number of major adaptations to homes to promote safe, independent living	2015/16	478
		2014/15	223
LBH (Local Measure)	Number of people in receipt of TeleCareLine (All ages)	2016/17	4,727
		2015/16	4,674
LBH (Local Measure)	Number of people in receipt of TeleCareLine (80+)	2016/17	3,615
		2015/16	3,582
LBH (Local Measure)	Number of people in sign ups to TeleCareLine	2016/17	224
		2015/16	1,326

Values Definition
 ↓ ✓ The lower the outturns the better the performance
 ↑ □ The higher the outturns the better the performance