

London Borough of Hillingdon

School Organisation Plan



Contents

Section 1 Introduction	4
1.1 Purpose and scope	4
Section 2 Context	5
2.1 Government Regulations, Guidance and Policies	5
2.2 Funding and Delivery	5
2.3 Hillingdon Demographics	6
2.4 Hillingdon Schools	7
2.5 Pupil Forecasting	10
Section 3 Strategy	11
3.1 Place Planning	11
3.2 Childcare and Early Education	14
3.3 Primary Place Planning	15
3.4 Secondary Place Planning	17
3.5 Post 16 Planning	19
3.6 Special Education Needs and Disabilities (SEND) - Special Schools & Alternative Provision Planning	21
3.7 Next Steps	28

Foreword from the Director of Education & SEND

One of the Council's core commitments to residents is to provide thriving, healthy households where children, young people, their families and vulnerable adults and older people live healthy, active, and independent lives.

The School Organisation Plan is crucial to meeting this ambition, as it sets out the approach as to how we will manage surplus capacity in our schools, whilst ensuring sufficiency of places in all sectors of education, to ensure the best outcomes for our children and young people and sustainability of schools.

“Hillingdon's children and young people are the future of Hillingdon. We are just as ambitious for children and young people with Special Educational Needs and Disabilities (SEND), and those who access alternative provision, as we are for every other child.” Hillingdon Local Area SEND and Alternative Provision Strategy for Children and Young People 0-25 years.

92% of Hillingdon's schools overall were judged Good or Outstanding at the end of 2022/23 academic year, an increase of 2% from the prior academic year. It is vital that all decisions linked to school organisation promote equality of opportunity and quality of provision.

We are keen to continue to strengthen our partnership working with Headteachers, governors and families as part of our strategic planning of education provision, working together to review the education landscape to manage the increases and decreases in demand for school places.

Abi Preston

Director of Education & SEND

1. Introduction

1.1 Purpose and Scope

The Council has a statutory duty to ensure there are sufficient places for every resident pupil (Education Act 1996, Section 14).

The Council continues to invest in education capacity and quality through the provision of school support and monitoring, and the expansion of schools where needed to meet demand. The Council's investment in new and modern education buildings and facilities continues to provide the high-quality learning environment that Hillingdon children need.

The mixed economy of Council maintained schools and academies / free schools in the Borough gives the Council a dynamic but central role in securing the best educational outcomes for children and young people in the Borough. Working in partnership with school leaders, multi-academy trusts and other relevant responsible authorities, the Council continues to promote high standards for all learners and to challenge underperformance where this occurs.

The Council must plan, organise and commission places for all state-funded schools in Hillingdon to ensure high standards are maintained, diverse school communities supported, and sufficient places are available.

The demand for school places changes over time - this document is 'live' and, as such, will be updated annually. It sets out the Council's current projections over the next 7 years in order to understand where there will be a need to provide more school places and if there may be a need to provide fewer places. Increases in demand can lead to the creation of a new school or the expansion of existing schools, whereas decreases in demand can lead to a reduction in school provision.

We strive to communicate effectively with schools and school communities about the pressure for places in each area. However, the Council also endeavours to manage expectations regarding school organisation proposals. This document does not seek to definitively set out all the actions the Council intends to take in the future, but rather is intended to provide an overview and outline our strategy to manage any changes effectively.

This document aims to present schools, governing bodies, and residents with the following:

- An overview of the education landscape in Hillingdon
- A summary of current pupil numbers and projected demand in primary and secondary phases, including specialist provision
- Options in place for the Council to consider when determining the need to increase or reduce school places

The School Organisation Plan will be updated annually with the latest census and School Capacity Survey (SCAP) data and forecasts. This may result in changes to existing proposals as the Council responds to the latest demographic changes in the Borough.

2. Context

2.1 Government Regulations, Guidance and Policies

The Council has a statutory duty to provide sufficient school places, oversee a fair admissions process and ensure that children with Special Educational Needs and Disabilities (SEND) have access to appropriate quality provision. This is to ensure that all pupils can access a school place if they apply. These duties are for all of the pupils who are resident in the Borough - including children attending schools in other Local Authority (LA) areas or independent schools.

The Council also has a range of responsibilities for the schools in the Borough, and the pupils and staff in them, depending on their legal status. Each type of school has different powers and governance, and a different relationship with the Council and the Department for Education (DfE), and each Council is different. All pupils have the flexibility to choose to go to school anywhere, as long as they meet the admissions criteria for the relevant school. Due to this, the Council must review the flow of children across the 7 neighbouring Councils as well as Hillingdon pupils educated in Hillingdon schools. Until 2018, the number of children admitted into Hillingdon schools from other Councils ('imports') was equal to the number of Hillingdon children attending schools outside of the Borough ('exports'). Since then, 'imports' have decreased to 11.0% on National Offer Day 2023 and 'exports' of resident pupils to schools in other LAs have increased to 14.8% of residents. Therefore, Hillingdon is currently a net exporter.

From 2010, the Council changed the way it funds schools, and now delegates most of the schools block funding directly to schools, rather than retaining a percentage of funding for central Council services to provide support to schools. This means that Hillingdon community schools have greater autonomy than the average. Generally, schools are financially strong and resilient, and this was a benefit during the pandemic.

The London Borough of Hillingdon aims to offer every child a primary and secondary school place, either on national offer day for Reception and year 7 applicants, or within 15 school days of applying for a place for in-year applications. The Admissions team aim to offer places within a reasonable distance from the home address and, where possible, at one of the schools preferred by the parent. For further information about School Admissions please refer to the [School Admissions 2024 brochure](#).nu

2.2 Funding and Delivery

The London Borough of Hillingdon uses a mixture of funding sources to finance additional school places. Funding sources available include basic need grant from central government, Free School Education and Skills Funding Agency (ESFA) funding (when available) and potentially Section 106 and Community Infrastructure Levy (CIL) contributions from developers.

The London Borough of Hillingdon has a Capital Programme Works Service to help assist in the development of school expansions and new schools. Through the work of this team, school building projects are delivered to required standards and at good value, ensuring the best outcome from the investment of public funds. Reports are published twice a year through Cabinet (April and October).

Schools Forum

The Schools Forum is a requirement under the Department for Education (DfE) regulations and is governed by the *Schools Forums (England) Regulations 2012*, effective from 1st October 2012. Representatives from schools and academies make up the schools forum. There is also some representation from non-school organisations, such as nursery and 16-19 education providers. Please see the list of [Statutory policies for schools and academy trusts - GOV.UK \(www.gov.uk\)](http://www.gov.uk)

The Schools Forum acts as a consultative body on some issues, and a decision-making body on others. One such area on which Schools Forums can make decisions on is whether to create a fund for significant pupil growth in order to support the Council's duty for place planning and agree the criteria for maintained schools and Academies to access this fund.

Proposals can be made to the Schools Forum which meets seven times a year (the minimum requirement is to meet four times a year). Regular updates on the delivery of new provision are provided to the High Needs subgroup of Schools Forum.

The Council cannot distribute extra funding to specific schools outside the funding formula and Schools Forum process.

2.3 Hillingdon Demographic

The London Borough of Hillingdon is the second largest of London's 32 boroughs, situated to the west of the capital. It has a unique location, bordering three neighbouring London Local Authorities (Ealing, Harrow, and Hounslow) as well as three Authorities outside of London (Buckinghamshire, Hertfordshire, and Surrey). According to the Census 2021, the current population is 305,900 of which 19,882 (6.5%) are aged 0 to 4 years, 20,469 (6.7%) are aged 5-9 years, 23,681 (7.7%) are aged 10-15 years and 14,871 (4.9%) are aged 16-19; in total, 25.8% of the Borough population is aged 0-19.

New Housing

The London Borough of Hillingdon has a housing target of delivering 10,830 self-contained homes between 2019/20 and 2028/29. Along with this, there are further plans to deliver other types of housing, such as student accommodation, older persons' housing, and shared accommodation, although many of these accommodation types are less likely to impact pupil numbers.

New housing will be delivered in every ward over this period, with a higher concentration of housing in areas with more available brownfield land and higher public transport access. This includes the areas in and surrounding Uxbridge and Hayes town centres. The latest five-year projections of where housing will be built are shared annually by the Planning Policy Team with Education colleagues and incorporated within school place planning projections.

Developer Contributions

The Community Infrastructure Levy (CIL) is a charge which can be levied by local authorities on new development in their area. It is an important tool for local authorities to use to help them deliver the infrastructure needed to support development in their area.

Since 2014, this is the mechanism that the Council has used to support all capital programmes across the Borough, including any education related projects. This funding is accessed through an internal capital process where projects will be assessed and prioritised in line with the Council's priorities.

However, there are some historic agreements with developers still paying Section 106 education contributions from before the CIL regime was adopted in 2014. Section 106 agreements may also exist with neighbouring local planning authorities, but these will be limited.

2.4 Hillingdon Schools

The schools' landscape in Hillingdon consists of ninety-nine state-funded settings which include a mixture of Council maintained schools and a range of other types of settings including academies, non-maintained special schools, and University Technical Colleges (UTCs)/studio colleges. Approximately 33% of all primary schools in Hillingdon are academies, with 67% remaining as maintained schools. In the secondary school sector, approximately 90% of all schools are academies with only 10% remaining as maintained settings. In the special school sector, approximately 70% of schools are academies whilst 30% are maintained by the Council.

Following the Academies Act 2010, schools have been able to convert from maintained to academy status and under current legislation states that all new schools must be free schools. There are currently forty-eight academy schools in Hillingdon (14 multi-academy Trusts who operate more than 1 school, and 7 standalone academy Trusts). Please refer to **Appendix 2** for breakdown.

Free Schools and Academies

Section 6A of the Education and Inspections Act 2006 requires local authorities to seek proposals for a new academy if it believes a new school needs to be established in its local area. As part of inviting proposals, the Council would be expected to identify a site and funding for any building works. Hillingdon is not able to determine where and when free schools open, although the ESFA, who manage the Free School programme, work closely with Council Officers to time openings to meet local demand. Free Schools, once opened, are also academies. There are certain exceptions to the requirement to seek proposals for a new academy and these are set out in the legislation and expanded on in the statutory guidance "[Opening and closing maintained schools - April 2016](#)". There are currently 3 special Free Schools agreed for Hillingdon.

Types of Hillingdon State funded Schools

The range and number of state funded schools in Hillingdon is shown in Table 1 below. Place planning for independent schools is not undertaken by the Council. These schools sit outside the maintained sector.

Table 1. Total number of schools in Hillingdon based on type of provision – September 2023

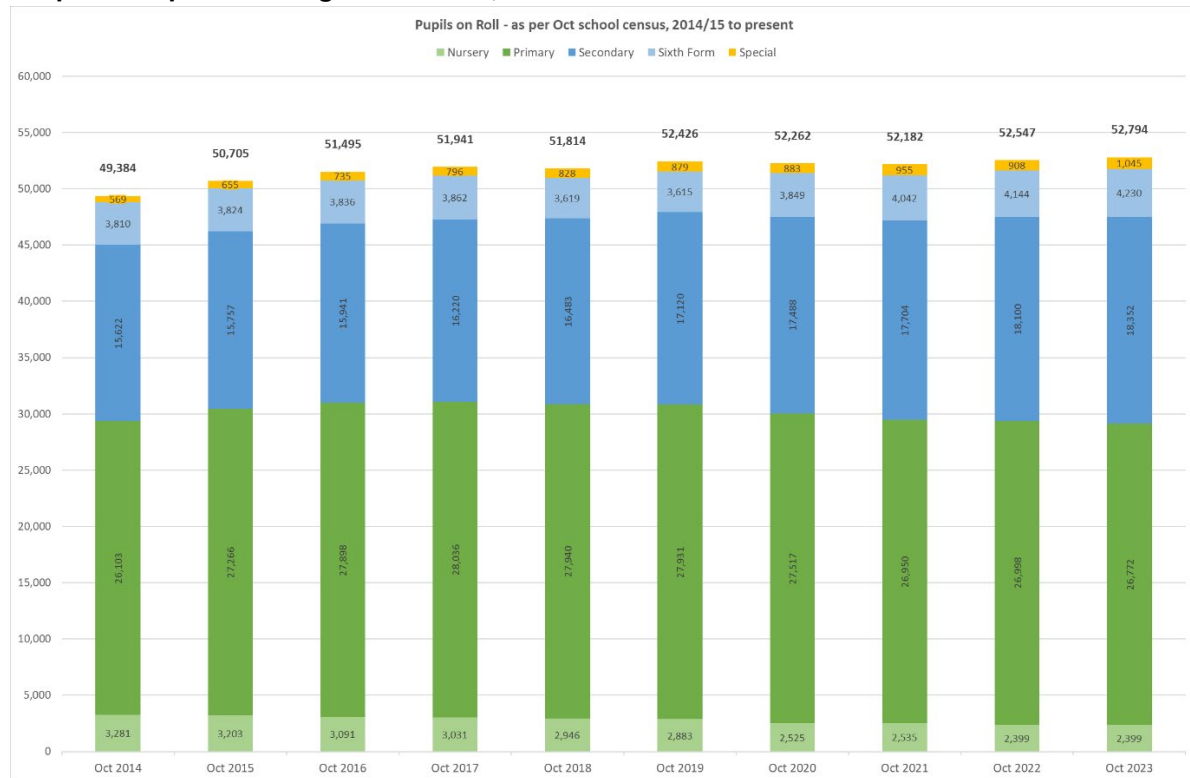
Type of Provision	Number of Places				Total
	Community	Academy	Voluntary Aided	Foundation	
Nursery Schools	1	0	0	0	1
Primary	29	23	10	6	68
Secondary	0	16	0	2	18
Special schools	2	5	0	0	7
UTC / Studio Colleges	0	4	0	0	4
Alternative Provision	0	1	0	0	1
Total	32	49	10	8	99

Appendix 3 explains the definition for each type of provision.

Demand for education places

Hillingdon has the seventh highest number of pupils of the 32 London boroughs (DfE statistics June 2023). As you will see from the graph below, there has been a gradual increase in pupil numbers between 2014 and 2024, rising from 49,384 to 52,794, an increase of 7%.

Graph 1 - Pupils in Hillingdon schools, October School Census 2014 - 2023



(Please note that the slight discrepancy between the individual figures by phase, and the total figures for pupil numbers, is a result of up to 6 pupils who are dual registered in any year)

However, the increase has not been across all ages, and there has been a 25% reduction in Nursery aged children. There are many factors that can affect the decision of a family when deciding if their child will attend an early years setting, so it is difficult to establish exactly the cause of the decline, but certainly some of the reduction is linked to the reducing birth rate which has fallen around 10% between 2016 and 2021 (see graph 2).

Table 2. Pupils in Hillingdon schools, October School Census 2014 - 2023

	Oct-14	Oct-23	Difference	% Difference
Nursery	3281	2399	-882	-27%
Primary	26103	26772	669	3%
Secondary	15622	18352	2730	17%
Post 16	3810	4230	420	11%
Special	569	1045	476	84%
Total	49385	52798	3413	7%

The table above summarises the pupil on roll data from Graph 1, to show the movement in pupil numbers between 2014 and 2023, taken from the October school census each year, for each phase of education. As you can see, the impact of reducing pupil numbers in Nursery, is filtering through to the Primary sector where growth has slowed, and this impact will also affect the Secondary sector as pupils get older and continue to move through our schools.

Also apparent is the significant growth in pupils attending a special school, where we have seen growth of 84% since 2014. There is significant work under way to support children, young people and schools to provide sufficient places to meet this increasing demand within our [SEND and Alternative Provision Strategy 2023-28](#)

This work has included additional special school places, and an increase in the number of specialist provision places within our mainstream schools (Specialist Resourced Provision (SRP), and Designated Units (DU). The most recent SRP's and DU's are becoming operational this year, providing an additional 71 places for children with SEND.

Available capacity in schools

Based on the Published Admission Number for Hillingdon schools detailed in **Appendix 4**, the table below shows the total number of places available by phase, which are used to meet demand.

Table 3. October 2023 -Total number of places available by phase

	PAN	On Roll	Difference	% Difference
Primary	31499	26772	4727	15.0%
Secondary	19450	18352	1098	5.6%
Special	988	1045	-57	-5.8%
Total	51937	46169	5768	11.1%

*Secondary line excludes sixth form

*Secondary PAN excludes bulge classes

*Secondary PAN includes Studio/UTC as physical capacity

As you can see, there are sufficient places across all these three areas, apart from a small gap in special school provision. However, there are projects already underway to close this gap, and ensure that sufficient and appropriate provision will be in place to meet the needs of the children and young people of Hillingdon.

A greater challenge relates to the over-capacity in the Primary sector, where there are more places than required.

Ofsted Inspection Outcomes

Hillingdon's Ofsted inspection outcomes demonstrate an improving picture when compared with the previous year. At the end of the 2022/23 academic year 92% of schools were judged as Good or Outstanding. This is 1% higher than last year, and 3% higher than the England average as you can see from the table below. Further information on outcomes can be found in the [Education Standards Report](#) which is presented annually to Children, Families & Education Select Committee in March by the Director of Education and SEND and then shared with Cabinet in April.

Table 4. End of 2022-23 Inspection Summary - Hillingdon verses England

Judgement	2022-23		2021-22	
	Hillingdon	England	Hillingdon	England
Outstanding	14%	16%	16%	18%
Good	78%	73%	75%	70%
Requires Improvement	8%	9%	8%	9%
Inadequate	0%	3%	1%	3%

2.5 Pupil Forecasting

School place planning is the comparison of the projected future demand for school places with current school capacity. This can highlight a projected over-supply or under-supply of places, either of which is managed through a delivery plan. The delivery plan needs to be flexible to cope with changing demographics, so that projects can be accelerated or slowed in response to actual demand. An oversupply margin of 8% of places is planned to ensure that the Council can place new arrivals, cope with higher than forecast demand and enable as many parents as possible to secure places at their preferred school.

Pupil forecasts are calculated by applying recent trends to current known population data. Hillingdon's forecasts of future Reception demand are mainly based on the number of births in Hillingdon 5 years before with 7-year projections provided for secondary school places. Hillingdon subscribes to the Greater London Authority (GLA)'s school roll projection service, which creates a roll projection based on the GLA population projections of the wards where pupils live. The underlying factors include:

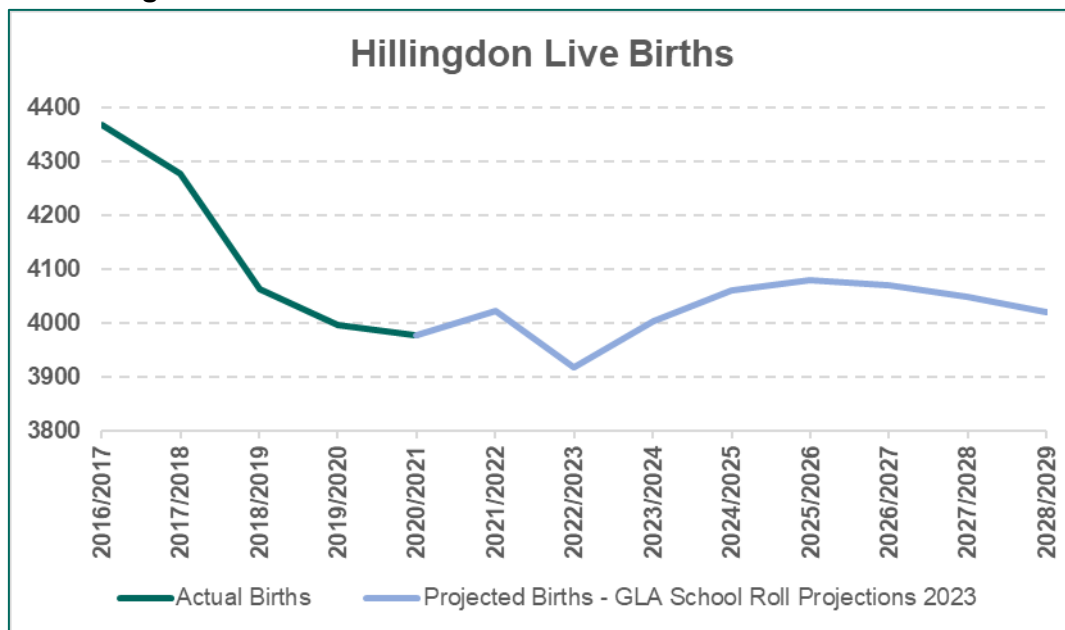
Development

The amount of development projected in the area will affect that authority's population projections and, in turn, its school roll projections. More development generally means that the Council will attract more people and its population will therefore rise.

Births

The number of births in an area will have a direct impact on the number of children requiring school places four years later. In academic year 2020/21 (latest available GLA data), there were approximately 3,980 live births; this figure has decreased each year since 2015/16 and is predicted to stabilise with an average of 4,080 live births per annum over the next 5 years. The graph below shows the number of live births each academic year since 2016/17 and projections until 2028/29.

Graph 2. Hillingdon Births



Migration

Migration, both from other areas within the UK and internationally, can significantly influence population projections.

In-year growth is used here to mean new arrivals to Hillingdon applying for school places outside the usual start points of Reception and Year 7, including those starting after September in Reception and Year 7. The level of new arrivals will be influenced by many factors including the number of affordable housing units built and national issues.

Historically, Hillingdon has had net movement inwards for many years, but this slowed from 2015 onwards and has seen a change, with net outwards movement from 2019-2021 which can be attributed to factors such as Brexit and Covid, where we have seen a change in the population within a number of communities.

Another challenge for Hillingdon is due to Heathrow airport being in the Borough, and a subsequent increase in asylum-seeking families and refugees arriving in the UK. This has an impact on schools by increasing the level of mobility of pupils attending Hillingdon schools, as some families are resettled out of the Borough within a short timescale. Since September 2021, we have had over 780 applications from asylum-seeking families residing in temporary Home Office accommodation.

3. Strategy

3.1 Place Planning

The Council aims to provide the right number of high-quality school places at the right time to meet the current and future need of children and young people in Hillingdon. In order to ensure the Council is able to meet its statutory duties and maintain an education system that is fit for purpose and financially viable, there are a range of actions available as outlined below.

The primary sector faces the most significant challenge with low or declining pupil numbers. This creates significant pressure on schools financially, impacting their capacity to deliver a

strong viable curriculum offer, manage staffing within budget, and to be able to manage other commitments.

The number of children attending secondary schools has continued to rise but is projected to stabilise by 2025/26, and then start to reduce, so there will be the same challenge to address in the secondary sector. Sixth Form projections follow a similar patten to Secondary and will peak at 2025/26 but fall more slowly remaining above current pupil numbers.

The forecasts used in this Plan suggest that the total number of:

- Primary school pupils (R-Y6) on roll by 2030 / 31 will be 23, 718, down 11.4% from 2023 / 24 levels,
- Secondary school pupils (Y7-Y11), on roll by 2030 / 31 will be 17,451, down 4.9% from 2023 / 24 levels,
- sixth form pupils (Y12-Y13) on roll by 2030 / 31 will be 4,309, up 1.9% from 2023 / 24 levels,

Ways to Manage Place Planning

PAN Reductions

While some surplus school places are required, it needs to be managed and controlled carefully, making sure that there is not an oversupply, which causes inefficiency and is not a good use of resources. This could be destabilising for schools leading to challenges with financial viability and quality issues. It is expected that schools will respond to any significant reductions in applications for places at their school, where appropriate, by consulting with the Council to discuss any potential reductions in their Published Admissions Number (PAN).

Table 5. PAN reductions in Hillingdon

Academic Year	Primary Community School	Primary Non-Community	Secondary
2021/22	0	3	0
2022/23	1	0	0
2023/24	4	5	1
2024/25	1	2	0
2025/26	2	0	0

From the academic year 2023/24 it has been agreed for 4 community primary schools to reduce their PAN, 5 non-community primary schools and 1 Secondary school, which was implemented from September 2023. This will reduce the PAN by 30 places for each school – a total of 270 places in Primary settings and 30 places in the secondary school.

For the academic year 2024/25, the LA has agreed a reduction of PAN at 1 community primary school and 2 foundation primary schools. This will reduce the PAN by 30 places for each of the Foundation schools and 21 places for the Community school – a total of 81 places.

For the academic year 2025/26, the LA has formally agreed on the PAN reduction at 2 community primary schools. This will reduce the PAN by 30 places for each school – a total of 60 places.

Gradual Opening

When new school places become available either at a new school or as part of an expansion project, not all the classes are open to pupils in the first year. Usually only the lowest year group will open in the first year and these pupils will gradually move up through the school one

year at a time. This phased approach ensures the best use of resources and manages the new entrants to the school in an efficient way, safeguarding the school from over-supply.

Capped PANs

In addition to the permanent reductions in PANs shown above, in consultation with schools, temporary reductions or 'caps' can also be implemented. Capping a school's PAN is a measure which seeks to alleviate some of the logistical and financial difficulties associated with low or falling rolls. Capping is undertaken on the understanding that, should there be a sudden influx of pupils that cannot be placed, schools are expected to admit up to the Published Admission Number if needed.

Federating a Governing Body

At a time of increasing school autonomy, the need for schools to work collaboratively is greater than ever. There are a variety of ways schools can do this, from informal partnerships to more formal arrangements involving shared governance. This provides economies of scale for both (or more) schools, as they are able to share resources and assets along with best practice across the sites.

In England, Council-maintained schools have the option of becoming a federation, in which the separate schools' governing bodies become a single governing body with responsibility for all the schools in the federation.

The London Borough of Hillingdon currently has one federated governing body within the Borough. Two previous federated governing bodies have since successfully amalgamated their Infant and Junior Schools.

Amalgamations

The Council believes that the amalgamation of linked Infant and Junior schools is a positive way to develop, and this will help to create successful, sustainable, and viable Schools. The Council recognises that the education landscape is ever-changing, and this needs to be taken into account along with the individual circumstances of schools.

The Council has ten Infant and ten Junior Schools within the Borough, all of whom could benefit from amalgamating and becoming primary schools. Four schools successfully amalgamated to become primary schools in September 2021.

Infant and junior schools can be particularly vulnerable to financial and organisational pressures as they only have three- or four-year groups to move teachers around, and less opportunity to share resources.

For more information on the process of school amalgamations within Hillingdon maintained schools please refer to [Hillingdon schools' amalgamation policy](#).

Marketing the school

Schools can suffer from negative publicity or perception, which can influence parental opinions or choice, and may be related to Ofsted inspections or a range of other matters unrelated to education. It is important that schools engage with the wider community and publicise the positive news about their provision and achievements to prospective families and others.

There are range of ways this can happen, and includes:

- Greater social media presence – Twitter/Instagram
- School Fairs / Open days / Events

- Target and engage with feeder schools or settings across the area to promote the school
- Local media
- Active engagement with the community, and offer the school premises for events and activities
- Opportunities to showcase the school and the pupils to celebrate achievements

Vacant Caretaker Properties

Hillingdon has already actively identified vacant properties across the Borough that are suitable for teaching children and young people. This is often creating additional provision for children with SEND, who require smaller class sizes, and a higher ratio of staff to children, which is ideal for this type of building.

Closures

The Department for Education guidance on school closures includes a presumption not to close. All options will have been exhausted to avoid school closure although ultimately, where there is no alternative long-term option, this may have to be considered.

As a very last resort and in line with population statistics we may have to consider school closures in the future where it is in the best interests of children to do so and by meeting the relevant legislation and statutory guidance.

Satellite Provision

Satellite provision is needed when a school requires additional space at another site in order to admit more children on their roll. This can support other schools by using vacant spaces there and supplement their income, and also encourage collaboration and partnership working to improve efficiency and best practice. There are currently 2 examples of this in Hillingdon.

Bulge Classes

A bulge class is an additional class added to a Primary or Secondary school to cope with rising demand for school places, normally in a particular area. The Council plans for a small oversupply of places in all year groups in order to provide a level of flexibility with in-year places that may be required. This allows for:

- growth between January and July
- unexpected growth above forecast levels
- new arrivals to Hillingdon above those forecast to arrive
- some pupil movement between schools to satisfy parental preference, or to meet the needs of children and young people

3.2 Childcare and Early Education

The Council has a statutory duty (contained in the Childcare Act 2006 and 2016) to ensure, as far as reasonably practicable, that there are sufficient childcare places to ensure that families can:

- access the funded early education entitlements for their child
- take up, or remain in work
- undertake education or training, which could reasonably lead to work

Delivery of early learning and childcare provision in Hillingdon is through a mixed market of private and voluntary providers, including childminders, day nurseries and pre-schools, and through schools, including academies. Hillingdon has:

- 186 registered childminders

- 57 school-based nurseries
- 146 Private Voluntary and Independent (PVI) settings
- 1 Council-maintained nursery school

Provision of early education and childcare is vital for the local economy, and for developing stronger communities. The support delivered to PVI settings in Hillingdon ensures that children are school ready when they move into statutory education and are best placed to achieve a Good Level of Development at the end of the Early Years Foundation Stage.

The Council aims to ensure that all children have access to provision that is 'Good' or better, which is the case for 94% of group care settings that have been inspected (data source: 'Childcare providers and inspections as of 31 August 2022'). Support for settings to improve is provided by the Early Years Quality Team, who provide training and support to settings on a range of pedagogical and curriculum-based topics. Ongoing support is focused on settings being confident to demonstrate their knowledge and understanding of the revised EYFS and next steps for children's learning.

Planned Growth

The childcare market remains relatively stable, and the Council receives regular enquiries from group care providers interested in establishing new or additional provision within the Borough, albeit that the availability of suitable premises remains the biggest hurdle to new providers in establishing their business.

Where a provider ceases to operate, a new or alternative provider frequently opens in their place, ensuring the sufficiency of childcare for the local community. However, there are wards in the Borough where sufficiency of early years childcare remains a challenge and the Families Information Service continues to work with childcare providers, childminders, and school nurseries to evolve their provision in response to demand.

As detailed earlier, the live birth rate in Hillingdon has fallen in the last 5 years and is projected to stabilise at this lower level over the next 2-3 years. However, parents' entitlement to funded childcare for 2-year-olds is increasing from April 2024, when working families will be entitled to 15 funded hours of childcare per week, over 38 weeks a year. This entitlement is extended to children from nine months old, from September 2024. Families must meet eligibility criteria to qualify, and children can only receive funded childcare from the term after their 2nd birthday (e.g. for funding purposes, they are a two-year-old from the term after their second birthday). In September 2025, this entitlement expands to offer up to 30 hours funded childcare a week, for 38 weeks a year.

In response to the expected increased demand, additional places will be needed, although it is expected that some existing childcare places will convert from parent paid, to ones partly paid by the Council. The Council are working with settings to understand what the full impact of these changes is likely to be and will look for appropriate solutions and additional capacity in response, especially for children aged under two years old. This will include:

- working with existing providers to look at expansion or opening new settings
- promoting the childcare sector to prospective childminders
- supporting the government early years recruitment campaign

3.3 Primary Place Planning

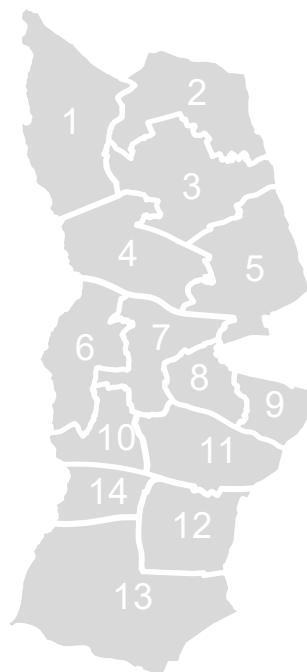
In Hillingdon, the statutory duty to plan school places (for Reception to year 11) is undertaken by assessing places in pupil planning areas (PPAs). The Council has a duty to provide a

“reasonable offer” of a school place to all children. In the primary phase, a “reasonable offer” is one that is within 2 miles of home. Hillingdon uses 14 PPAs which are broadly based on Hillingdon’s electoral ward boundaries. By dividing the Borough into 14 primary planning areas, Officers can ensure that places are provided near to where children live. However, children can travel across planning areas to attend school, particularly when they live close to the borders.

The table below outlines the number of schools in each area, and **Appendix 5** shows which actual schools are within each planning area.

Table 6. Planning Areas

Planning Area Number	Number of Schools
PPA 1	2
PPA 2	5
PPA 3	6
PPA 4	2
PPA 5	10
PPA6	7
PPA7	5
PPA8	5
PPA9	4
PPA10	3
PPA11	9
PPA12	3
PPA13	2
PPA14	5



The forecast for the Borough of Hillingdon is below, and forecasts by Planning Area are set out in **Appendix 6**. These planning areas provide the basis for the annual DfE School Capacity (SCAP) return submitted in the Summer term that determines the level of grant funding the Council is allocated. They are groups of schools, defined by geography and admissions patterns, wherein a sufficiency of places across the group will generally ensure every child can access a local school place (even if some schools are oversubscribed).

School Place Planning and Admissions Officers liaise with schools individually and collectively to discuss current demand for places, future demand for places and any projects that need to be completed to ensure there are sufficient school places. Officers from the team also engage with planning authorities, local councillors, residents and communities, faith groups, developers, and Central Government.

Primary Projections

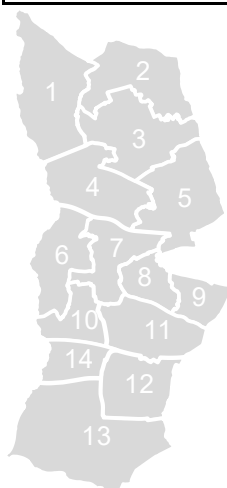
Applications on National Offer Day for Reception in 2023 were 210 places less than expected, although some of these are likely to become a late application. More than half of our primary phase schools are full, with high preferences and waiting lists. Surplus places have risen overall and are expected to peak at 732 in 2027 / 28. Surplus places are often concentrated in a small number of primary schools across the Borough.

Officers are working closely with primary schools regarding the large number of surplus places due to PAN reductions and continuing to monitor other schools that may also have this

capacity in the next few years. These reductions will be managed in line with the options in the strategy outlined above.

Reception Pupil Forecast – The London Borough of Hillingdon

Reception Pupil Forecast for the London Borough of Hillingdon								
Year	23/24	24/25	25/26	26/27	27/28	28/29	29/30	30/31
Year-on-Year +/-	-181	-70	-71	+78	-92	+52	+12	-18
Reception Surplus	688	707	748	670	762	710	698	716



Number on Roll (Reception only)	
Year	NOR
22/23	3804
23/24	3623
24/25	3553
25/26	3482
26/27	3560
27/28	3468
28/29	3520
29/30	3532
30/31	3514

Number on Roll (Whole phase)	
Year	NOR
22/23	27101
23/24	26849
24/25	26557
25/26	26024
26/27	25488
27/28	24770
28/29	24266
29/30	23904
30/31	23718

“Reception Pupil Forecast” shows the year-on-year change in projections e.g., for the whole Borough, 2023/24’s reception projection is 181 pupils lower than the 2022/23 census actuals.

“Reception Surplus” has been added to show the expected number of vacant school places against the approved PAN for each year.

“Number on Roll” is using January Census actuals for 2022/23, and projections for future years.

3.4 Secondary Place Planning

Secondary aged children are expected to travel longer distances to school. A reasonable offer for a secondary place is one that is within 3 miles of home. However, secondary planning areas allow the Council to understand localised pressures for schools and where additional places would help more children attend a school near to where they live. However, this must be balanced with any resource implications.

The October 2023 census shows a rise in secondary numbers (252 more than October 2022). In general, pupil numbers are rising as you can see in the graph and table in 2.4. There is also a higher number of pupils in years 10-11 due to a combination of in-year admissions, and the additional capacity for those year groups in two studio colleges and two UTC schools which attract pupils from out of Borough.

The Year 7 roll in October 2023 was 121 above the number of offers made on National Offer Day.

Preferences for Year 7 in September 2023 and actions

National Offer Day was 1st March 2023, and although most secondary school pupils attend a school two miles from home or nearer, some pupils choose to travel further including in and

out of the Borough. Last year 537 Hillingdon residents were offered Out of Borough schools – this is 19 more than last year. The Council use two different metrics:

- a. Ensuring every resident pupil has a school place – increasing the supply of places in schools in the Borough if necessary.
- b. The proportion of resident pupils gaining one of their top preferences – which includes them securing places in out of Borough schools.

The council received 3,634 secondary school applications, and ninety-five per cent of pupils were offered one of their preferred places - a higher proportion than last year.

Hillingdon also achieved higher than the London average for applicants offered one of their top three preference schools at 89.45 per cent, compared to London's 89.26 per cent. From those, 69.37 per cent of Hillingdon pupils received their first choice.

Secondary projections

Parental choice fills most schools but leaves some capacity underutilised, some of which can be too far away from the pupils requiring places and may mean that children need to travel further to access a place. This complicates the process of pupil place planning as projections can assume all places are equally full and popular which is not the case for all schools, this determines the need for analysis at a PPA level to ensure a true reflection of demand.

The tables below show the most recent projections, with secondary pupil numbers continuing to rise to a peak in 2025/26 before starting to fall. The DfE advises local authorities to add a 5%-10% margin to the projections to give space for in year movement. In Hillingdon, we aim to have an 8% margin of vacant spaces in the secondary phase.

Year 7 Pupil Forecast – The London Borough of Hillingdon

Year 7 Pupil Forecast for the London Borough of Hillingdon								
Year	23/24	24/25	25/26	26/27	27/28	28/29	29/30	30/31
+/-	+80	-106	-6	-19	-39	-107	-127	-104
Year 7 Surplus	96	101	107	126	165	272	399	503



Number on Roll	
(Year 7 only)	
Year	NOR
22/23	3647
23/24	3727
24/25	3621
25/26	3615
26/27	3596
27/28	3557
28/29	3450
29/30	3323
30/31	3219

Number on Roll	
(Whole phase)	
Year	NOR
22/23	22186
23/24	22850
24/25	23152
25/26	23331
26/27	23188
27/28	23017
28/29	22697
29/30	22265
30/31	21760

The actual number of offers made to schools in the Borough on 2023 National Offer Day (including to pupils with EHCPs) was 3,578, slightly below the overall PAN, and the latest projections. However, we expect late applications, and in-year admissions will add to this and as a result, 101 extra Year 7 places were added by schools to allow offers within a reasonable distance for places in September 2023.

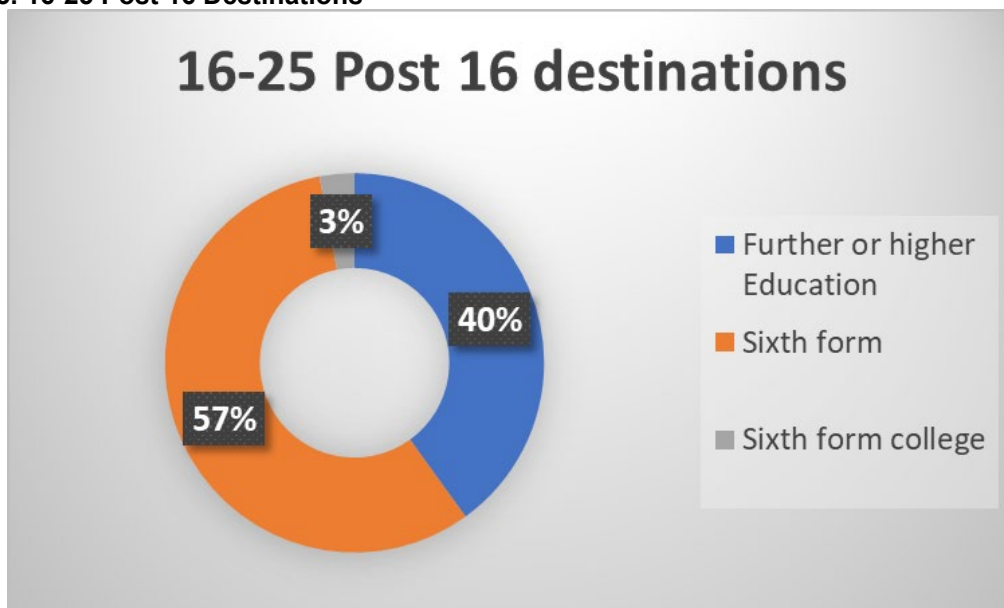
Secondary rolls are far less linked to locality than primary, and more to parent’s preferences and perception of the education experience, high standards, faith, and their willingness to travel to a school of choice. Each year, we review the projections, school census data and national offer day data to check and understand where projections are most accurate. Each individual year group currently in our primary schools is larger than the current total year 7 PAN of 3,722 and we continue to work with schools to ensure we are able to meet our statutory duties, and the demand for places.

3.5 Post 16 Planning

The Education and Skills Act 2008 applies to any person who has ceased to be of compulsory school age, has not reached the age of 18, and has not attained a level 3 qualification. The Council works in partnership with schools, stakeholders and the local Further Education colleges to ensure young people aged 16-18 (and up to the age of 25 for those who have an Education, Health and Care Plan (EHCP)) have access to a range of opportunities to continue their education or training at a wide range of post-16 providers or through apprenticeships.

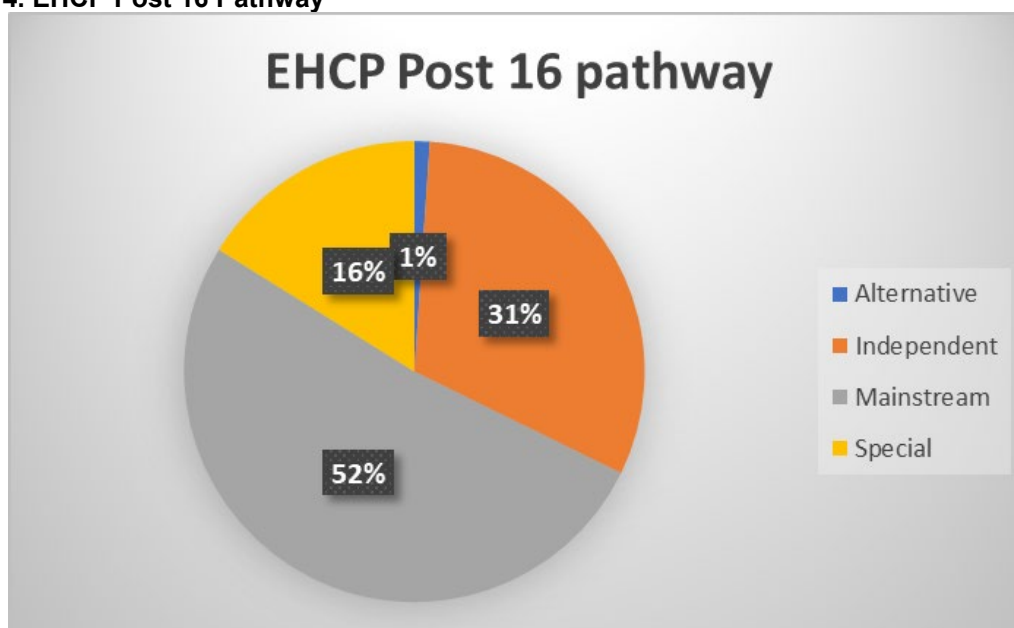
There are currently approximately 7,764 young people in post 16 provision in Hillingdon (source West London Partnership). Graph 3 below shows the majority of young people in Hillingdon attend sixth form, or sixth form college, with the other cohort attending further education.

Graph 3. 16-25 Post 16 Destinations



For the 451 young people with EHCP’s entering post 16, the graph below displays the various settings that they attend. Mainstream education in the below example can be identified as provisions like: Harrow, Richmond & Uxbridge College (HRUC), mainstream schools, academies, and colleges out of area such as Berkshire College of Agriculture and Capel Manor. There are providers such as BUILD and the Fashion Retail academies that provide training provision.

Graph 4. EHCP Post 16 Pathway



There is a need for the Borough to develop post-16 SEND provision to meet demand for places for young people with SEND, in particular young people aged 16-25 with complex learning difficulties. Working with parents, young people, and partners, including colleges, consideration is being given to developing a 16-25 skills resource provision that would support young people locally to promote their independence and participation in community life.

The Council is developing its post 16 offer for young people with additional needs through a variety of partnership working. The Chimes inclusive partnership is one of those where the plan is for young people to complete work experience placements at a variety of different businesses, as well as industry talks to young people at their settings. There are also early talks with other Providers who will be working with special schools to develop their employability pathways. The Skills Hub will also be benefiting from similar programmes. [The Hillingdon Post 16 Prospectus 2023/24](#) includes providers that students use within Hillingdon.

The Council has a strong link with HRUC and, through this relationship, a brand-new intervention has been created which will transform the link/transition between mainstream education and further education. Through a 14–19-year-olds steering group, headteachers agreed that NEET prevention and vocational pathways for 14–16-year-olds were directions that the Borough should take. Therefore, the vocational carousel has been created for 14–16-year-olds to complete one of 7 vocations on a 6-week programme as part of a 'careers not courses' direction. The aspiration for this programme, (which has been praised by the DfE), is to reach out to vulnerable groups (LAC/SEND/Pupil Premium) and ensure that there is a September guaranteed place for them.

Following on from our 14-19 steering group, Officers are also exploring mentoring where a pilot will be commencing in the Spring for around 70 young people across Park Academy West London, Harlington School, and The Skills Hub. The mentoring scheme will support young people known to the Virtual School as well as Ukrainian/Afghan refugees and the Gypsy Roma Travelers community. The aspiration is to support hard to reach groups through more personal methods of information, advice, and guidance. We hope that mentoring can be a preventative measure that can support young people at an earlier stage with aspirational advice.

3.6 Special Education Needs and Disabilities (SEND) - Special Schools & Alternative Provision

There are two community special schools and five academy special schools in Hillingdon, all of which are full as demand is high with new entrants filling available places as soon as a child leaves the settings. The largest growth in demand is for pupils with Autism Spectrum Conditions, many with additional complex secondary needs.

The Council also use Independent Non-Maintained Special Schools (INMSS) to educate a number of pupils, where their needs cannot be met within our own special schools. The majority of these are within the Borough, but some children and young people travel outside the Borough for specialised provision. The Council have been working very hard to reduce the number of children in INMSS provision and ensure that local state-funded provision is available.

This has resulted in additional local capacity being planned and provided to meet the needs of these children and young people. However, it will take time for the current cohort pupils to transition from their current INMSS provision, where there has been an over reliance on the sector.

SEND & AP Strategy 2023-28

The new Hillingdon Local Area SEND and Alternative Provision Strategy for CYP with SEND sets out key priorities for the next 5 years in developing further new, ambitious, and innovative specialist provision that meets the need of Hillingdon CYP locally. Within the new strategy there are five Ambitions that focus on early intervention, inclusion, SEND sufficiency, post 16 provision and SEMH as well as on Alternative Provision. The Council's SEND governance structure has been redesigned to reflect these, and new Ambition Groups have been created to ensure progress on outcomes. The Ambition Group 3 has a specific focus on specialist provision and monitors the progress of all new developments as well as managing any changes required in existing specialist provision to make it sustainable and to meet the current and future demand.

Ambition 3



Provision meets the needs of Hillingdon's children and young people

The intended outcomes of this group are:

- The proportion of children with EHCPs in mainstream and SEND schools is in line with national.
- Children who require specialist provision are placed without delay in appropriate local provision.
- Children and young people and their families are positive about their experiences of the SEND provision in Hillingdon and tell us the services are meeting their needs.
- Review of banding is completed through co-production with stakeholders and a new model created which is fit for purpose long term, ensures equity, and supports children appropriately in all settings.
- The number of placements in SRPs increases, developing areas of expertise and outstanding practice across the borough.
- Mainstream settings access outreach support from local SEND schools to further develop outstanding inclusive practice.
- Alternative Provision in Borough meets needs and is used effectively to improve outcomes by supporting transition back into mainstream at the earliest opportunity.

- A reduction in SEND transport demand as more children will be attending their local school

As most of the new specialist provision has been created within the primary sector our next step is to develop a continuum of support through to secondary provision, with additional Specialist Resource Provision's (SRP's) and Designated Unit's (DU's).

Dedicated Schools Grant (DSG) deficit recovery safety valve agreement

Hillingdon Council is one of the many Local Authorities that have successfully secured a Safety Valve agreement with the DfE. This is as a result of the deficit in the Dedicated Schools Grant (DSG) High Needs block, which funds SEND provision for children and young people in Hillingdon. Rising demand and costs has put pressure on the DSG and the LA has developed a DSG Deficit Recovery Programme following the 'safety valve' agreement which has supported revenue and capital funding required for the Borough. Ensuring there is appropriate provision to meet Hillingdon's children and young people's needs is a key strategic priority for the Council, underpinned by sufficient resource and capability to ensure timely and successful delivery. The purpose of the recovery plan is to:

- Put mainstream inclusion and high-quality SEND services at the heart of education in Hillingdon
- Reduce total costs of specialist placements
- Add more local maintained specialist places in the Borough in line with the needs of our children and young people
- Embed financial sustainability

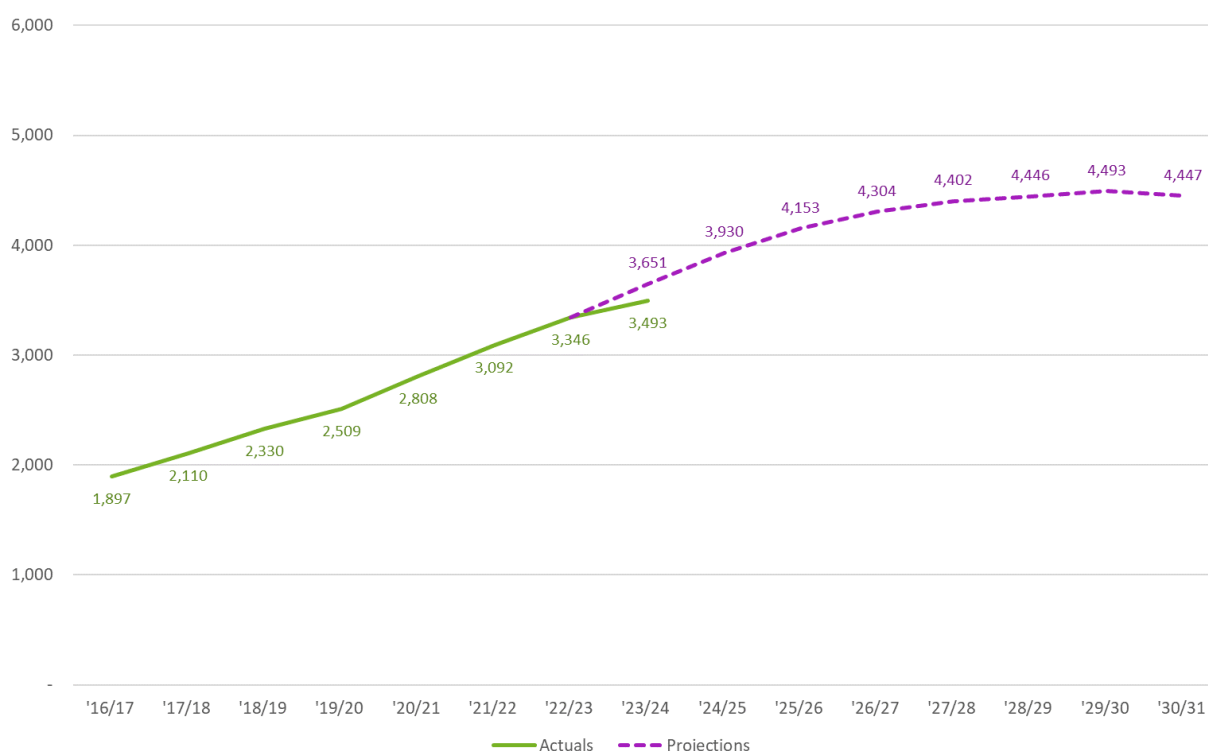
Extra specialist places are being developed in Hillingdon in the next few years to meet the rising demand, to minimise use of independent provision and longer travel times for children and young people. The aim is to maximise the use of local maintained education spaces and promote integration of pupils into mainstream where possible. Projects selected have been delivered in partnership with schools and academies that have surplus physical capacity and have commitment to inclusion and expertise in managing change.

Hillingdon's SEND Context

The total number of pupils with EHCPs in Hillingdon schools rose by 23.5% in the 3 years between October 2020 and October 2023 census, a rise of 440. Of the 2,313 children and young people, 1,038 (44.9%) are in special schools, with the remaining children and young people attending mainstream schools including SRPs. Not all are Hillingdon residents and 18% of pupils in Hillingdon special schools are resident in other LAs.

The number of pupils resident in Hillingdon with an EHCP maintained by Hillingdon is 3,493 as of 22 January 2024. In January 2020, this was 2,509 and has risen by 39%. This number fluctuates as pupils move in and out of the Borough, pupils gain an EHCP, or others have their EHCP ceased when all of their outcomes have been met, or they become age 25.

Graph 5. Hillingdon Residents with EHCPs – Actuals and 22/23-based Projections



Many of the pupils with new EHCPs require a specialist place, and at the Phase Transfer in February 2023 (transfer to Reception, Year 3, and Year 7), 49.8% of this cohort were placed at specialist provision. The majority of primary need was Autistic Spectrum Disorder (ASD) but many of the pupils had complex combinations of needs. Other London Councils (and Councils nationally) are experiencing similar increases, as parents and schools request assessments and more pupils are diagnosed with complex issues soon after birth.

Special schools have expanded but the demand from resident pupils requiring specialist provision continues to grow, ahead of the planned expansions, new schools, and other specialist provision which will open from 2024.

It is clear that in addition to supporting more pupils to remain within mainstream settings, additional specialist provision capacity must be added, including SRPs and DUs. This will ensure that less pupils will need to be placed out of Borough from Reception onwards.

Diagram 1. A Spectrum of Provision



As you can see in the diagram above, there is a graduated approach to the structure of our education provision, starting with mainstream school for the overwhelming majority of pupils, and reaches specialist provision for pupils with the most complex needs. It is expected that pupils will access the level of educational provision that best meets their individual needs, which are assessed and reviewed regularly by a range of professionals.

SRPs and DUs provide additional specialist facilities on a mainstream school site for a small number of pupils. In an SRP pupils spend most of their time in mainstream classes whereas pupils in a DU spend the majority of their time outside mainstream classes, only attending them for a few lessons. There are 107 pupils in the 15 SRPs/DUs, 76 in primary and 31 in secondary, to meet the needs of pupils requiring some specialist support and therapies.

There is additional capacity due to become available at 4 schools during this academic year, with an additional 71 places in SRP's and DU's.

Current Position

Below are several tables to explain the type of special schools within Hillingdon, and the number of pupils by year group. We are able to meet a range of needs across the schools, and there is a mix of Community and Academy schools. There is only 1 special school that can accommodate primary and secondary pupils, and the other 6 schools have fixed age ranges.

Table 7. October 2023 – Special School Roll

School	School Type	Designated Need
Grangewood School	Academy	SLD/PMLD/MSI
Hedgewood School	Community	MLD/ASD
Meadow High School	Community	MLD (Complex)
Moorcroft School	Academy	SLD/PMLD/MSI
Pentland Field School	Academy	MLD/ASD
Willows School Academy Trust	Academy	SEMH/MLD/ASD
The PRIDE	Academy	SEMH

Current total special school rolls are set out in the table below. The total roll is now 1,045, a rise of 8.7% on last year (961 in October 2022), and an overall rise of 26% in the past 5 years (828 in October 2018). The majority of the pupils are Hillingdon residents although some schools near borough borders take higher levels of out of borough pupils.

Table 8. October 2023 – Primary Special School Roll

School Name	Nursery	R	1	2	3	4	5	6	Total
Grangewood	-	13	19	26	24	20	17	19	138
Hedgewood	-	5	21	30	26	38	38	31	189
Pentland Field	-	3	11	5	9	6	10	11	55
The Willows	-	-	-	5	11	12	14	19	61
Primary Total	0	21	51	66	70	76	79	80	443

Table 9. October 2023 – Secondary Special School Roll

School Name	7	8	9	10	11	12	13	14	Total
Meadow	45	38	35	35	20	37	29	27	266
Moorcroft	13	21	17	17	22	16	14	12	132
Pentland Field	13	14	21	15	13	14	10	14	114
The PRIDE Academy	22	12	16	22	17	1	-	-	90
Secondary Total	93	85	89	89	72	68	53	53	602

Extra places currently in development – DfE funded capital programmes

There are currently 2 separate government funded capital building projects. The DfE funded and managed Priority School Building Projects (PSBP) aims to rebuild and refurbish school buildings in the worst condition across the country, and the Free School projects, which will create additional places. In Hillingdon this relates to 3 special schools and one new ASD Unit. All these places will be commissioned for Hillingdon residents and will reduce out of Borough provision and costs, though some cross-borough movement and use of specialist provision will always be needed.

Priority School Building Projects:

- **Meadow High School** is a complex MLD setting for secondary aged pupils. It was largely rebuilt by DfE Priority Schools Building Programme, with a larger hall and other improved facilities but no extra places, which officially opened in September 2022.
- **Harlington Secondary School** PSBP expansion that included a new Designated Unit for 15 pupils with ASD opened in the Autumn Term 2023.

Free School Projects

- One new Free School has opened already, with the construction of two new Free Schools underway:
- **The PRIDE Academy** opened in January 2023 originally as a Social, Emotional and Mental Health (SEMH) specialist setting for secondary age pupils. The school expanded by 45 places including Key Stage 2 and post-16 places and has broadened their designation to include complex ASD with SEMH in order to meet local needs
- **Grand Union Village** is a new primary Severe Learning Difficulties /Profound Multiple Learning difficulties (SLD/PMLD) school with 80 new places. The build was completed in the Autumn Term 2023 but is being used to decant pupils from Grangewood to allow for the building of the new Pinn River school.
- **New Pinn River** Free School with 80 additional places that include expanded SLD/ PMLD/ Multi-Sensory Impairment MSI provision which is due to open January 2026. This all through school will provide places for pupils currently in satellite provisions at Pinkwell Primary School and RNIB Sunshine House within the Eden Trust.

Demand for additional places

With the additional places being provided above, the additional SRP and DU provisions that are in the process of being made available this academic year, and projected falling school rolls, it is expected that the Council will be able to meet the increasing demand. This work will continue alongside workstreams in the new SEND & AP Strategy, to align the needs of the pupils with the most appropriate provision, and a desire to ensure mainstream schools are inclusive and can meet a range of needs. New admissions guidance for special schools is being created to enable parents and schools to better understand the needs each of our special schools can meet, and this will allow a better understanding of the projection of needs coming through the system. Data will be closely monitored moving forwards to ensure that there are sufficient places to meet the needs of the children and young people across the borough.

The current challenge is to continue to develop more specialist provision within mainstream settings through SRPs and DUs in secondary schools. The recently increased provision in primary schools must now be reflected in secondary schools to ensure that pupils have appropriate pathways through transition. There are currently a total of 142 SRP and DU places in primary schools compared to 61 places in secondary schools. Around 65% of the total number of places in these SRPs and DUs are for pupils with ASD, which is our largest cohort, followed by pupils with Speech, Language and Communication Needs (SLCN) at around 14%. Projections suggest these two designations will continue to increase for the next 7 years.

A review of suitable opportunities is underway. Once the review is complete, the Council will engage with secondary schools to discuss next steps. The review is expected to be completed by the summer at which time engagement with schools can begin. The intention is to identify any provision that is likely to have the capacity to accommodate a specialist provision within their current site in the short to medium term, to ensure that a cost-effective solution can be designed. This work will take place in partnership with schools, and is expected to be completed by the end of 2024, after which time any necessary works can be agreed and planned. The aim is to have any additional provision available for September 2025, ready for the next academic year.

In line with the Council's intentions, improved support and expertise for mainstream schools will help them to meet the needs of pupils with EHCPs and will be provided by the SEND Advisory Service. The numbers of pupils with EHCPs and SEND varies substantially between schools. In naming a specific school on an EHCP, the Council must take parental preferences into account, amongst other criteria, and contact schools where the parent has stated it as a preference on the EHCP. If the Council believes another school is equally suitable, it can be named, having considered the overall impact on the schools and the best provision for each child.

DfE Capital Grants for SEND expansion and improvements 2019-2024

Since 2019, extra DfE capital grants for special needs have been allocated to Local Authorities each year. This grant can be used to provide more places, meet the needs of existing pupils through adaptation works, and reduce the use of expensive independent provision to support a reduction of deficits on the High Needs Block of the Dedicated Schools Grant. The grant funding has been used to adapt buildings and add extra classrooms and places at existing schools, with Member and schools' approval.

Capital Bid linked to Dedicated Schools Grant (DSG) deficit recovery safety valve agreement

A successful bid for additional capital grant funding was made to the DfE in March 2022 to deliver the projects in the DSG Deficit Recovery Programme. The table below provides a summary of the proposed projects that have been included in the bid. In total, there are 9 projects.

Table 10. Proposals included in bid for SEND Capital:

Provider	Description	Type	Phase	Type of SEND need	Number of additional places to be created
Meadow High School	Expansion by adaptations and small extension to create new 2nd site and demolish/ rebuild on main site.	Community Special School	Secondary	MLD (Complex)	98
Wood End Park Primary Academy (south)	Designated Unit	Academy Primary	Primary	ASD with Complex Needs	24

Ruislip Gardens Primary School (North)	Specialist Assessment Base	Community Primary School	Primary	ASD	16
Ruislip Gardens Primary School (North)	Primary ASD SRP integrated into school - working alongside the Nursery Assessment Centre	Community Primary School	Primary	ASD	16
New Special Free School Bid	ASD with complex needs	Site to be confirmed	All through School	ASD with complex needs	180
Pinkwell School (Elliot Trust)	Agree permanent status beyond 2024 of the temporary Unit used by Eden Trust 2022-24	Academy	Primary	SLD	N/A

The following projects have been completed in the last academic year:

Charville Primary Academy (South)	Primary SRP	Academy Primary	Primary	ASD	16
Eden Trust: Grangewood Primary & Moorcroft Secondary Special Schools.	Satellite provision of Grangewood and Moorcroft at Pinkwell	Academy Special	Grangewood Primary	SLD	16
			Moorcroft Secondary		24

The Council has already committed £22million towards these projects from the High Needs Grant.

Alternative Provision

Hillingdon's strategy for Alternative Provision (AP) has been aligned with the SEND strategy to create the Hillingdon Local Area SEND and Alternative Provision Strategy for Children and Young People 0-25 years, 2023-28. Ambition 5 of this strategy sets out our vision for AP which is that there is a flexible offer and range of intervention for children to access alternative provision.

The aim is for every child accessing Alternative Provision in Hillingdon to be:

- Given access to a diverse, imaginative, and engaging curriculum that is relevant, appropriate and includes core subjects
- Involved in developing a plan which focuses on their reintegration back into mainstream school, where appropriate
- Supported by a flexible, multi-disciplinary intervention according to need which considers the whole child within their family context
- Educated in their local community, where possible and appropriate

The main provider of AP in the Borough for children without a school place continues to be the Orchard Hill College and Academy Trust (OHCAT). The Council commissions places with OHCAT for children who are:

- Permanently excluded
- Newly arrived to the Borough
- Unable to attend school due to medical reasons

There are typically around 50 students accessing AP as a result of a permanent exclusion, 20 who are newly arrived to the Borough and 20 who are unable to attend their mainstream setting due to medical reasons.

Hillingdon is launching a Dynamic Purchasing System (DPS) for AP in April 2024 allowing officers to create and maintain an approved pool of AP providers to ensure market availability and best value to meet the needs of the children in the Borough who require access to AP.

Use of a DPS will create a competitive environment for suppliers and ongoing assurance on value for money whilst also ensuring a breadth of provision will be available to best meet the needs of a diverse and fluid cohort of children and young people. There will be four Lots that providers will be able to apply for:

- Lot 1: Full time education provision
- Lot 2: Part time education provision
- Lot 3: Bespoke provision
- Lot 4: Support for post-16 Education and Preparation for Adulthood

3.7 Next Steps

The School Organisation Plan has set out the responsibilities the Council holds with regards to school place planning for early years, mainstream and special provision. The continued review of data and options provided will allow Officers to be able to meet their statutory duty of ensuring sufficient school places within Hillingdon.

The Council will continue to engage with schools and settings at the appropriate time to respond to any changing needs and demands and will ensure that the relevant committees and groups remain updated on progress. This will include strategic groups such as Schools Strategic Partnership Board (SSPB). As a Council we will ensure we are able to adjust to both increases and reductions in demand for school places, working in partnership with our schools and partners.

Appendices

Appendix 1: Glossary of Terms

Primary Needs:

- **ASC/ASD:** Autism Spectrum Condition/Disorder/Autism
- **SEMH:** Social, Emotional and Mental Health
- **HI:** Hearing Impairment
- **MLD:** Moderate Learning Difficulties
- **MSI:** Multi-Sensory Impairment
- **PD:** Physical Difficulties
- **PMLD:** Profound and Multiple Learning Difficulties
- **SLD:** Severe Learning Difficulties
- **SLCN:** Speech, Language and Communication Needs
- **VI:** Visual Impairment

Broad Categories of SEND:

- **Social, Emotional and Mental Health Difficulties (SEMH):** Children and young people may experience a wide range of social and emotional difficulties which manifest themselves in many ways. These may include becoming withdrawn or isolated, as well as displaying challenging, disruptive, or disturbing behaviour. These behaviours may reflect underlying mental health difficulties such as anxiety or depression, self-harming, substance misuse, eating disorders or physical symptoms that are medically unexplained. Other children and young people may have disorders such as attention deficit disorder, attention deficit hyperactive disorder or attachment disorder.
- **Sensory and/or physical needs:** Some children and young people require special educational provision because they have a disability that prevents or hinders them from making use of the educational facilities generally provided in a mainstream setting. This includes pupils with visual impairment (VI), hearing impairment (HI) or a multi-sensory impairment (MSI) who are likely to require specialist support and/or equipment to access their learning or support. It also includes those with a severe physical disability (PD).
- **Cognition and Learning:** Learning difficulties cover a wide range of needs, including moderate learning difficulties (MLD), severe learning difficulties (SLD) - where children are likely to need support in all areas of the curriculum and have associated difficulties with mobility and communication - through to profound and multiple learning difficulties (PMLD). Children with PMLD are likely to have severe and complex learning difficulties as well as a physical disability or sensory impairment. This range of needs also includes specific learning difficulties (SpLD), which encompasses a range of conditions such as dyslexia, dyscalculia, and dyspraxia.
- **Communication and Interaction:** Children and young people with speech, language, and communication needs (SLCN) have difficulty in communicating with others. They may have difficulty with one, some or all of the different aspects of speech, language, or social communication at different times of their lives. This area includes those children and young people with autism who also are likely to have difficulties with social interaction, and with language, communication, and imagination, which can impact on how they relate to others.

Other Terms or Acronyms:

- **Academy:** Schools controlled and funded directly by the Secretary of State for Education and include academies, free schools, UTC schools, studio schools, academy special schools, alternative provision academies and academy boarding schools.
- **Alternative Provision:** Education arranged by Local Authorities for pupils who because of exclusion, illness, or other reasons, would not otherwise receive suitable education; education arranged by pupils on a fixed period exclusion; and pupils being directed by schools to off-site provision to improve behaviour.
- **DfE:** Department for Education is the national body responsible for education, children's services, higher and further education policy.
- **EHCP:** An EHCP details the education, health and social care support that is to be provided to a child or young person who has SEN or a disability. It is drawn up by the Council after an EHC needs assessment of the child or young person has determined that an EHC plan is necessary, and after consultation with relevant partner agencies.
- **ESFA:** Education and Skills Funding Agency (formerly EFA): national body responsible for school funding, delivering Free Schools and monitoring academies.
- **EYFSP:** Early Years Foundation Stage
- **EYQT:** Early Years Quality Improvement Team
- **FE:** Form of Entry, this describes a Reception class of 30 pupils and the seven classrooms that are needed for the class to work their way through the school
- **GLA:** Greater London Authority
- **LA:** Local Authority
- **LBH:** London Borough of Hillingdon
- **Mainstream School:** School provision other than special schools, hospital schools, alternative provision, i.e., mainstream community schools, voluntary-aided, trust, foundation, or grammar schools.
- **Maintained School:** A school that is funded by a local education authority.
- **NOR:** Number on roll, this is a count of the number of pupils in an educational facility.
- **PAN:** Published Admission Number
- **PRU:** Pupil Referral Unit also known as Alternative Provision for those not willing or able to attend mainstream school for a short period or long term.
- **RSC:** Regional Schools Commissioner acts on behalf of the Secretary of State for Education and is responsible for intervening when academies or sponsors are underperforming, arranging sponsors for new academies, and advising on new free schools.
- **PVI:** Private Voluntary and Independent Nurseries
- **SCAP:** School Capacity Survey, is an annual return by SBC to the ESFA to explain projected shortfalls in school places. SEND and PRU places are not captured in this return
- **SEND:** Special Education Needs and Disabilities, refers to pupils with an EHCP, these pupils will attend a mainstream school possibly in a Resourced Unit or a Special School
- **Specialist Resource Provision (SRP):** Are special provisions within a mainstream school where the children are taught mainly within separate classes.
- **Special School:** A school which is specially organised to make special educational provision for pupils with SEND.

Appendix 2 – Breakdown of Academy Trusts

Multi-Academy Trust	LBH Schools by Phase						Total Trust Schools in LBH	LBH Schools in Trust
	Primary	Secondary	All-Through	Studio College / UTC	Special School	Alternative Provision		
The Rosedale Hewens Academy Trust	3	2		2			7	Brookside, Hewens Primary, Rosedale Primary, Hewens College, Rosedale College, DeSalis Studio, Parkside Studio
Vanguard Learning Trust	3	2					5	Field End J, Hermitage, Ryefield, Ruislip High, Vyners
LDBS Frays Academy Trust	4						4	Cowley St Laurence, Laurel Lane, St Martin's, St Matthew's
QED Academy Trust	1	3					4	Coteford J, Harefield, Northwood, Queensmead
The Park Federation Academy Trust	4						4	Cranford Park, Lake Farm Park, West Drayton, Wood End Park
Middlesex Learning Partnership	2	1					3	William Byrd, Barnhill, Belmore
The Eden Academy					3		3	Grangewood, Moorcroft, Pentland
The Elliot Foundation Academies Trust	3						3	Hillingdon, John Locke, Pinkwell
Guru Nanak Sikh Academy Limited	1		1				2	Nanaksar, Guru Nanak
Orchard Hill College Academy Trust					1	1	2	The PRIDE Academy, The Skills Hub
Activate Learning Education Trust				1			1	UTC Heathrow
Aspirations Academies Trust		1					1	Park Academy
The Diocese Of Westminster Academy Trust		1					1	Douay Martyrs
Veritas Educational Trust		1					1	Bishop Ramsey
Total Schools in Multi-Academy Trusts	21	11	1	3	4	1	41	
Single-Academy Trust	LBH Schools by Phase						Total Trust Schools in LBH	LBH Schools in Trust
	Primary	Secondary	All-Through	Studio College / UTC	Special School	Alternative Provision		
Bishopshalt School		1					1	Bishopshalt
Charville Academy	1						1	Charville
Global Academy UTC Trust Limited				1			1	Global Academy
Haydon School		1					1	Haydon
Swakeleys School For Girls		1					1	Swakeleys
The Willows School Academy Trust					1		1	The Willows
Uxbridge High School Academy Trust		1					1	Uxbridge High
Total Schools in Single-Academy Trusts	1	4	0	1	1	0	7	

Appendix 3 – Definitions of Types of School

Maintained Schools - overseen by the LA:

Community - the Council owns the buildings and determines admission arrangements.

Foundation - the governing body owns the school buildings, employs the staff and determines their own admission arrangements.

Voluntary Aided - a Trust or diocesan body own the building, employ the staff, and determine their own admission arrangements.

Non-maintained schools - independent from the local council:

Academies - the Trust owns or has a long lease on their site, they operate under a Funding Agreement with the Government and can follow a different curriculum.

Free Schools - schools that have opened as new academies, rather than being converted to an academy from a maintained school. A free school is still an academy and is funded and controlled in the same way as other academies.

Other schools

Independent - private schools (independent from the local council) where parents pay for the cost of their child's place.

Appendix 4 - School PAN Numbers by Type

The tables below give a list of primary, secondary, and special schools respectively, and their Published Admission Numbers (PANs) or Commissioned Places for the academic year 2023/24.

School	Published Admissions Number (PAN)
Belmore Primary Academy	90
Bishop Winnington-Ingram CofE Primary School	30
Botwell House Catholic Primary School	90
Bourne Primary School	30
Brookside Primary School	60
Charville Academy	60
Cherry Lane Primary School	90
Colham Manor Primary School	90
Coteford Infant School	81
Coteford Junior School	81
Cowley St Laurence CE Primary School	60
Cranford Park Academy	120
Deanesfield Primary School	90
Dr Triplett's CofE Primary School	60
Field End Infant School	90
Field End Junior School	90
Frithwood Primary School	60
Glebe Primary School	90
Grange Park Infant and Nursery School	120
Grange Park Junior School	120
Guru Nanak Sikh Academy	60
Harefield Infant School	60
Harefield Junior School	60
Harlyn Primary School	60
Harmondsworth Primary School	30
Hayes Park School	90
Heathrow Primary School	60
Hermitage Primary School	60
Hewens Primary School	60
Highfield Primary School	60
Hillingdon Primary School	90
Hillside Infant School	60
Hillside Junior School	60
Holy Trinity CofE Primary School	30
John Locke Academy	90
Lady Bankes Primary School	90
Lake Farm Park Academy	90
Laurel Lane Primary School	60
Minet Junior School	120

Minet Nursery and Infant School	120
Nanaksar Primary School	120
Newnham Infant and Nursery School	90
Newnham Junior School	90
Oak Farm Primary School	90
Pinkwell Primary School	90
Rabbsfarm Primary School	90
Rosedale Primary School	60
Ruislip Gardens Primary School	60
Ryefield Primary School	60
Sacred Heart Catholic Primary School	90
St Andrew's CofE Primary School	30
St Bernadette Catholic Primary School	60
St Catherine Catholic Primary School	30
St Martin's Church of England Primary School	60
St Mary's Catholic Primary School	30
St Matthew's CofE Primary School	60
St Swithun Wells' Catholic Primary School	30
The Breakspear School	90
Warrender Primary School	60
West Drayton Academy	90
Whitehall Infant School	120
Whitehall Junior School	120
Whiteheath Infant and Nursery School	90
Whiteheath Junior School	90
William Byrd Academy	90
Wood End Park Academy	120
Yeading Infant and Nursery School	120
Yeading Junior School	120
TOTAL	5,172

Secondary schools – Published Admission Numbers 2023/24 - excluding bulge classes

School	Published Admissions Number (PAN)
Barnhill Community High School	240
Bishop Ramsey Church of England School	186
Bishopshalt School	186
The Douay Martyrs Catholic School	240
Guru Nanak Sikh Academy	180
Harefield Academy	90
Harlington School	240
Haydon School	300
Hewens College	120
Northwood School	180
Oak Wood School	240
Park Academy West London	180
Queensmead School	240
Rosedale College	180
Ruislip High School	210
Swakeleys School for Girls	240
Uxbridge High School	230
Vyners School	240
Total Places	3722

Special schools – Planned Place Numbers 2023/24

School	School Type	Designated Need	Commissioned Places
Grangewood School	Academy	SLD/PMLD/MSI	131
Hedgewood School	Community	MLD/ASD	190
Meadow High School	Community	MLD (Complex)	250
Moorcroft School	Academy	SLD/PMLD/MSI	119
Pentland Field School	Academy	MLD/ASD	162
Willows School Academy Trust	Academy	SEMH/MLD/ASD	60
The PRIDE	Academy	SEMH	76
Total Places			988

Specialist Resource Provision – Planned Place Numbers 2023/24

School	School Type	Designated Need	Commissioned Places
Primary			
Hayes Park School SRP	Foundation	ASD	13
Coteford Infant School SRP	Community	PD	3
Coteford Junior School SRP	Academy	PD	6
Deansfield Primary School SRP	Community	SLCN	8
Pinkwell Primary SRP	Academy	SLCN	10
Glebe Primary SRP	Community	HI	11
Cherry Lane Primary SRP	Community	ASD	10
Lake Farm Park Primary SRP	Academy	ASD	13
St Martin's CE Primary SRP	Academy	ASD	12
Secondary			
Oak Wood School - SRP	Foundation	ASD	12
Harlington School SRP	Foundation	Physical and Sensory Disabilities	7
Northwood SRP	Academy	SLCN	10
Vyners SRP	Academy	HI	16
Total Places			131

Appendix 5 – Schools by Planning Area

Planning Area Number	Schools within Planning Area	Number of Schools
PPA 1	Harefield Infant School & Harefield Junior School	2
PPA 2	Frithwood Primary School, Harlyn Primary School, Hillside Infant School, Hillside Junior School & Holy Trinity CofE Primary School	5
PPA 3	Bishop Winnington-Ingram CofE Primary School, Coteford Infant School, Coteford Junior School, Warrender Primary School, Whiteheath Infant and Nursery School & Whiteheath Junior School	6
PPA 4	Glebe Primary School & The Breakspear School	2
PPA 5	Bourne Primary School, Deanesfield Primary School, Field End Infant School, Field End Junior School, Lady Bankes Primary School, Newnham Infant and Nursery School, Newnham Junior School, Ruislip Gardens Primary School, Sacred Heart Catholic Primary School & St Swithun Wells' Catholic Primary School	10
PPA 6	Cowley St Laurence CE Primary School, Hermitage Primary School, John Locke Academy, St Andrew's CofE Primary School, St Mary's Catholic Primary School, Whitehall Infant School & Whitehall Junior School	7
PPA 7	Highfield Primary School, Hillingdon Primary School, Oak Farm Primary School, Ryefield Primary School & St Bernadette Catholic Primary School	5
PPA 8	Charville Academy, Grange Park Infant and Nursery School, Grange Park Junior School, Hayes Park School & Hewens Primary School	5
PPA 9	Belmore Primary Academy, Brookside Primary School, Yeading Infant and Nursery School & Yeading Junior School	4
PPA 10	Colham Manor Primary School, Rabbsfarm Primary School & St Matthew's CofE Primary School	3
PPA 11	Botwell House Catholic Primary School, Dr Triplett's CofE Primary School, Guru Nanak Sikh Academy, Lake Farm Park Academy, Minet Nursery and Infant School, Minet Junior School, Nanaksar Primary School, Rosedale Primary School & Wood End Park Academy	9
PPA 12	Cranford Park Academy, Pinkwell Primary School & William Byrd Academy	3
PPA 13	Harmondsworth Primary School & Heathrow Primary School	2

PPA 14	Cherry Lane Primary School, Laurel Lane Primary School, St Catherine Catholic Primary School, St Martin's Church of England Primary School & West Drayton Academy	5
--------	---	---

Appendix 6 – Forecasting by Planning Area

Forecasting by Planning Areas

The following sections include the school place forecasts at a planning area level from the SCAP 23 submission. The map illustrates the 14 primary planning areas within the London Borough of Hillingdon followed by forecasts for the North and South of the Borough for secondary schools.

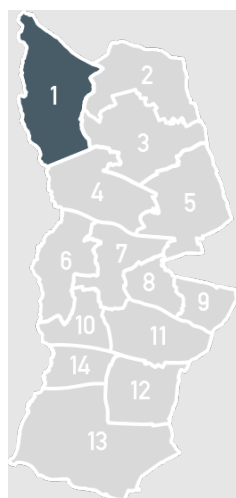
“Reception Pupil Forecast” shows the year-on-year change in projections e.g., for the whole Borough, 2023/24’s reception projection is 181 pupils lower than the 2022/23 census actuals.

“Reception Surplus” has been added to show the expected number of vacant school places against the approved PAN for each year.

“Number on Roll” is using January Census actuals for 2022/23, and projections for future years.

Reception Pupil Forecast – PPA 1

Reception Pupil Forecast								
Year	23/24	24/25	25/26	26/27	27/28	28/29	29/30	30/31
Year-on-Year +/-	-5	-2	-5	0	-1	0	0	0
Reception Surplus	3	5	10	10	11	11	11	11
Harefield Infant School & Harefield Junior School								



Number on Roll (Reception only)		Number on Roll (Whole phase)	
Year	NOR	Year	NOR
22/23	62	22/23	405
23/24	57	23/24	403
24/25	55	24/25	408
25/26	50	25/26	401
26/27	50	26/27	391
27/28	49	27/28	377
28/29	49	28/29	368
29/30	49	29/30	359
30/31	49	30/31	353

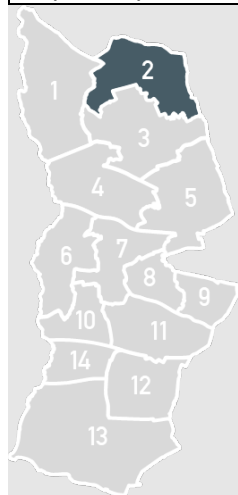
This area is predominantly rural and very isolated from the rest of the Borough, it is surrounded by Hertfordshire with one lone village served by an infant and junior school which must have sufficient capacity to meet local demand. The year groups fluctuate, and this has caused both schools budget and class management problems.

A PAN reduction to 60 was agreed for each school from September 2023 to reflect the size of most year groups in the infant and junior schools. This will still ensure that all local and sibling demand can be met and give the school and its pupils stability. Some of the current roll are not local but travel in long distances, using the school for convenience as it is near parental work.

Reception Pupil Forecast – PPA 2

Reception Pupil Forecast								
Year	23/24	24/25	25/26	26/27	27/28	28/29	29/30	30/31
Year-on-Year +/-	-3	-1	+1	-1	-4	+4	+1	-1
Reception Surplus	28	29	28	29	33	29	28	29

Frithwood Primary School, Harlyn Primary School, Hillside Infant School, Hillside Junior School & Holy Trinity CofE Primary School



Number on Roll (Reception only)	
Year	NOR
22/23	185
23/24	182
24/25	181
25/26	182
26/27	181
27/28	177
28/29	181
29/30	182
30/31	181

Number on Roll (Whole phase)	
Year	NOR
22/23	1397
23/24	1344
24/25	1337
25/26	1314
26/27	1285
27/28	1257
28/29	1243
29/30	1239
30/31	1233

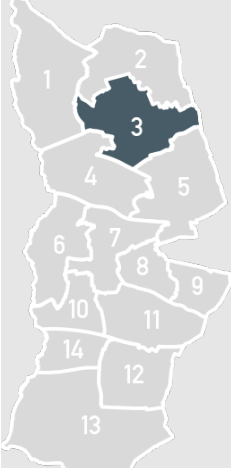
This PPA is affected by fluctuating demand and has experienced a steady decline in numbers since 2016. Local house sales have slowed, it would appear few new families are moving in and some families have decided to move back to Europe.

All of the schools in PPA 2 are close to the boundary with Hertfordshire and Harrow and significantly affected by cross-borough movement.

Reception Pupil Forecast – PPA 3

Reception Pupil Forecast								
Year	23/24	24/25	25/26	26/27	27/28	28/29	29/30	30/31
Year-on-Year +/-	-7	-3	-6	+4	-6	+3	+1	-1
Reception Surplus	52	34	40	36	42	39	38	39

Bishop Winnington Ingram CofE, Coteford Infant, Coteford Junior, Warrender, Whiteheath Infant & Nursery & Whiteheath Junior School

	Number on Roll (Reception only)		Number on Roll (Whole phase)	
	Year	NOR	Year	NOR
	22/23	216	22/23	1581
	23/24	209	23/24	1598
	24/25	206	24/25	1598
	25/26	200	25/26	1566
	26/27	204	26/27	1530
	27/28	198	27/28	1487
	28/29	201	28/29	1458
	29/30	202	29/30	1430
	30/31	201	30/31	1420

Previous pressure led to the expansion of one school. Numbers had fallen suddenly in 2020/21 for one school which is 1FE, however currently with only 8% vacancy.

There is some pupil movement between PPAs 3, 4 & 5. Therefore, securing sufficient capacity across these areas has been factored into the LA's plans. Numbers have been reviewed with the proposal to consult to reduce the PAN of 1 school which would take effect in September 2024.

Reception Pupil Forecast – PPA 4

Reception Pupil Forecast								
Year	23/24	24/25	25/26	26/27	27/28	28/29	29/30	30/31
Year-on-Year +/-	+6	-7	-11	+8	-4	+2	0	-2
Reception Surplus	19	26	37	29	33	31	31	33

Breakspears Primary School & Glebe Primary School



Number on Roll (Reception only)		Number on Roll (Whole phase)	
Year	NOR	Year	NOR
22/23	155	22/23	1185
23/24	161	23/24	1171
24/25	154	24/25	1158
25/26	143	25/26	1122
26/27	151	26/27	1095
27/28	147	27/28	1054
28/29	149	28/29	1028
29/30	149	29/30	1019
30/31	147	30/31	1006

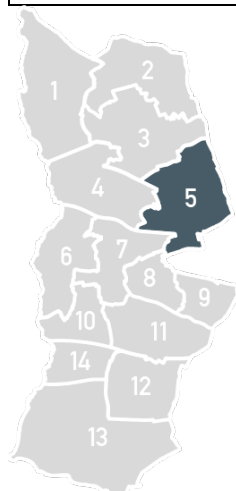
The two schools in this PPA have historically been popular and full as they attract applications from outside the immediate area.

This area has some moves between PPA 4 and PPA 5. No changes are proposed at this point.

Reception Pupil Forecast – PPA 5

Reception Pupil Forecast								
Year	23/24	24/25	25/26	26/27	27/28	28/29	29/30	30/31
Year-on-Year +/-	-3	-25	-16	+19	-12	+8	+4	0
Reception Surplus	60	85	101	82	94	86	82	82

Bourne Primary School, Deanesfield Primary School, Field End Infant School, Field End Junior School, Lady Bankes Primary School, Newnham Infant and Nursery School, Newnham Junior School, Ruislip Gardens Primary School, Sacred Heart Catholic Primary School & St Swithun Wells' Catholic Primary School



Number on Roll (Reception only)		Number on Roll (Whole phase)	
Year	NOR	Year	NOR
22/23	513	22/23	3711
23/24	510	23/24	3688
24/25	485	24/25	3601
25/26	469	25/26	3479
26/27	488	26/27	3389
27/28	476	27/28	3326
28/29	484	28/29	3258
29/30	488	29/30	3238
30/31	488	30/31	3221

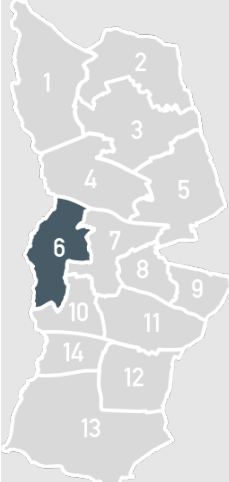
This area has a concentration of residential development, though pupil movement is limited by geographical constraints such as RAF Northolt and major roads. Predicted demand is affected by cross-borough movement as the two largest schools are close to the border with Harrow.

The cross-border movements and overlap with PPA 3 have been fully considered. It was agreed to reduce the PAN of an Infant and Junior school by 30 from September 2023.

Reception Pupil Forecast – PPA 6

Reception Pupil Forecast								
Year	23/24	24/25	25/26	26/27	27/28	28/29	29/30	30/31
Year-on-Year +/-	-33	-3	+2	+9	-7	+6	+3	-1
Reception Surplus	61	64	32	23	30	24	21	22

Cowley St Laurence CE Primary School, Hermitage Primary School, John Locke Academy, St Andrew's CofE Primary School, St Mary's Catholic Primary School, Whitehall Infant School & Whitehall Junior School

	Number on Roll (Reception only)		Number on Roll (Whole phase)	
	Year	NOR	Year	NOR
	22/23	362	22/23	2470
	23/24	329	23/24	2481
	24/25	326	24/25	2456
	25/26	328	25/26	2423
	26/27	337	26/27	2350
	27/28	330	27/28	2297
	28/29	336	28/29	2263
	29/30	339	29/30	2233
	30/31	338	30/31	2228

This includes Uxbridge Town Centre and a number of residential areas. One of these is the large development on the former RAF Uxbridge base which will include 1,300 new homes. Demand for places has increased and is expected to grow further as the site is developed.

A new 3FE primary school opened in September 2014 but before the housing was occupied. Therefore, the school was temporarily an over-provision that filled with a significant number of applications from outside PPA 6, as Uxbridge is convenient for many parents. This has created some distortion with siblings from miles away, but will correct over time, and led to erratic forecasts.

There is expected to be sufficient capacity locally, given the spaces nearby in PPA 7. The area is closely monitored, as the development and sales of new homes progress. The Council has consulted on a PAN reduction for an infant/junior school of 1FE with effect from September 2025.

Reception Pupil Forecast – PPA 7

Reception Pupil Forecast								
Year	23/24	24/25	25/26	26/27	27/28	28/29	29/30	30/31
Year-on-Year +/-	-28	-1	0	+1	-7	+3	+1	-2
Reception Surplus	76	77	77	76	83	80	79	81
Highfield Primary School, Hillingdon Primary School, Oak Farm Primary School, Ryefield Primary School & St Bernadette Catholic Primary School								



Number on Roll (Reception only)		Number on Roll (Whole phase)	
Year	NOR	Year	NOR
22/23	312	22/23	2279
23/24	284	23/24	2221
24/25	283	24/25	2172
25/26	283	25/26	2140
26/27	284	26/27	2083
27/28	277	27/28	2000
28/29	280	28/29	1946
29/30	281	29/30	1909
30/31	279	30/31	1896

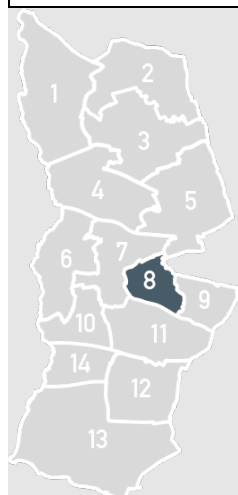
This is a predominantly residential area, just south of the central Uxbridge area. Demand for places has declined in two schools. One 2 FE school has currently 50% vacancy for September 2023 and will be monitored.

The recent pattern of household moves, and of pupils travelling to schools outside their planning area across PPAs 6,7,8,9,11 is being carefully monitored. It is hoped that careful decisions on a few PAN reductions in these areas will have a wider stabilising impact across all the schools in this PPA. No further action is planned for now, but the situation is being closely monitored.

Reception Pupil Forecast – PPA 8

Reception Pupil Forecast								
Year	23/24	24/25	25/26	26/27	27/28	28/29	29/30	30/31
Year-on-Year +/-	+4	-1	+1	+6	-9	+3	0	-2
Reception Surplus	71	42	41	35	44	41	41	43

Charville Academy, Grange Park Infant and Nursery School, Grange Park Junior School, Hayes Park School & Hewens Primary School



Number on Roll (Reception only)		Number on Roll (Whole phase)	
Year	NOR	Year	NOR
22/23	255	22/23	2053
23/24	259	23/24	2002
24/25	258	24/25	1975
25/26	259	25/26	1913
26/27	265	26/27	1872
27/28	256	27/28	1827
28/29	259	28/29	1786
29/30	259	29/30	1775
30/31	257	30/31	1766

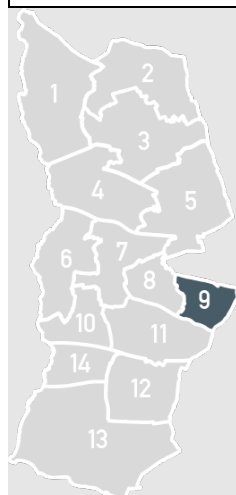
Demand has slowed in the area. One Trust school did consult on reducing their PAN which took effect September 2023.

The recent pattern of household moves, and of pupils travelling to schools outside their planning area across PPAs 6,7,8,9,11 is being carefully monitored. Numbers have been reviewed and a PAN reduction of an Infant and Junior school by 1FE will take effect in September 2024.

Reception Pupil Forecast – PPA 9

Reception Pupil Forecast								
Year	23/24	24/25	25/26	26/27	27/28	28/29	29/30	30/31
Year-on-Year +/-	-8	-6	-16	+2	-7	+1	0	-1
Reception Surplus	37	43	59	57	64	63	63	64

Belmore Primary Academy, Brookside Primary School, Yeading Infant and Nursery School & Yeading Junior School



Number on Roll (Reception only)		Number on Roll (Whole phase)	
Year	NOR	Year	NOR
22/23	241	22/23	1666
23/24	233	23/24	1667
24/25	227	24/25	1644
25/26	211	25/26	1590
26/27	213	26/27	1547
27/28	206	27/28	1497
28/29	207	28/29	1468
29/30	207	29/30	1439
30/31	206	30/31	1418

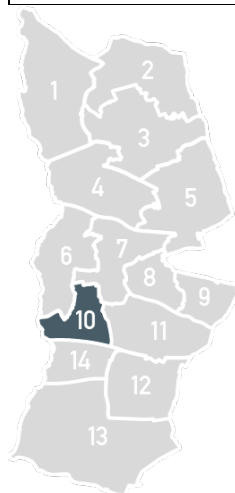
Demand for places is being monitored. This area is adjacent to PPA 11 and to the borough of Ealing and therefore can be affected by demand for places from outside the PPA/Borough.

The recent pattern of household moves, and of pupils travelling to schools outside their planning area across PPAs 6,7,8,9,11 is being carefully monitored. It is hoped that careful decisions on a few PAN reductions in these areas will have a wider stabilising impact across all the local schools. One school serving a distinct residential area, bordering Ealing, has had steadily declining rolls and has already been operating at 1FE below PAN in all year groups. The school consulted to reduce its PAN by 30 from September 2023 and this was agreed.

Reception Pupil Forecast – PPA 10

Reception Pupil Forecast								
Year	23/24	24/25	25/26	26/27	27/28	28/29	29/30	30/31
Year-on-Year +/-	-25	+3	-1	+12	-6	+3	+2	-1
Reception Surplus	34	31	32	20	26	23	21	22

Colham Manor Primary School, Rabbsfarm Primary School & St Matthew's CofE Primary School



Number on Roll (Reception only)		Number on Roll (Whole phase)	
Year	NOR	Year	NOR
22/23	231	22/23	1567
23/24	206	23/24	1543
24/25	209	24/25	1530
25/26	208	25/26	1503
26/27	220	26/27	1484
27/28	214	27/28	1446
28/29	217	28/29	1420
29/30	219	29/30	1402
30/31	218	30/31	1403

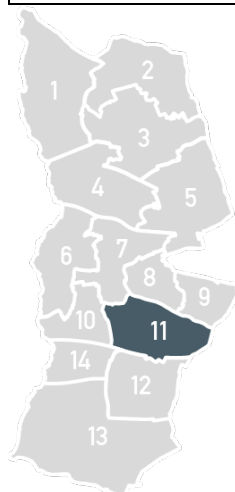
The three schools are popular and full. Forecast demand for places is expected to remain consistent over the forecast period, with a small margin of capacity which at no point would be such that a form of entry could be removed.

The schools in this PPA are popular and seem insulated from the higher volatility of movements in adjoining areas. No change to the number of places is proposed at this stage but the position will be closely monitored.

Reception Pupil Forecast – PPA 11

Reception Pupil Forecast								
Year	23/24	24/25	25/26	26/27	27/28	28/29	29/30	30/31
Year-on-Year +/-	-57	-11	-19	+8	-14	+9	-2	-4
Reception Surplus	145	156	175	167	181	172	174	178

Botwell House Catholic Primary School, Dr Triplett's CofE Primary School, Guru Nanak Sikh Academy, Lake Farm Park Academy, Minet Nursery and Infant School, Minet Junior School, Nanaksar Primary School, Rosedale Primary School & Wood End Park Academy



Number on Roll (Reception only)		Number on Roll (Whole phase)	
Year	NOR	Year	NOR
22/23	632	22/23	4263
23/24	575	23/24	4230
24/25	564	24/25	4215
25/26	545	25/26	4176
26/27	553	26/27	4143
27/28	539	27/28	4007
28/29	548	28/29	3924
29/30	546	29/30	3813
30/31	542	30/31	3757

PPA 11 is a diverse area of the Borough, with more schools than any other. It has seen significant housing development, the new 'Grand Union Village' and new schools and expansion over the past decade. Nanaksar Primary (Sikh) opened with 4FE Reception entries in 2013 & 2014 but then had to suspend entries until Spring 2021. Demand in the area has remained relatively stable, with Nanaksar reopening at 4FE in Sept 2022 but struggling to attract more than 1FE of pupils. There are still external uncertainties in the size and timing of housing developments and likely child yield of new residents given the increasing business profile of the area near the Hayes Crossrail station.

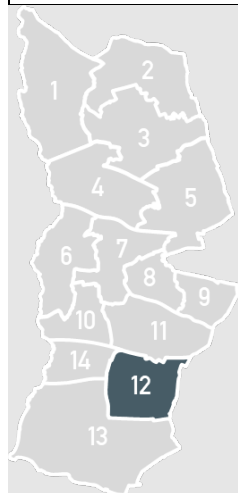
This PPA is central to the largest concentration of population in the Borough and the largest developments and is adjacent to PPAs 7,8, 9, 10 and 12. It is also close to Heathrow so parents are affected by the changes due to the pandemic in permanent and more casual employment, and borders with Ealing where there may be future housing development affecting cross border flows.

Over two miles away from Nanaksar, serving a specific neighbourhood, another school has had a reduction in its operating roll in the lower year groups from 5FE to 4FE. The proposal to reduce the PAN of the school was agreed and took effect in September 2023. It is still the largest primary school roll, and higher than 3 secondaries.

Reception Pupil Forecast – PPA 12

Reception Pupil Forecast								
Year	23/24	24/25	25/26	26/27	27/28	28/29	29/30	30/31
Year-on-Year +/-	+5	+10	+3	+12	-3	+5	+2	0
Reception Surplus	47	37	34	22	25	20	18	18

Cranford Park Academy, Pinkwell Primary School & William Byrd Academy



Number on Roll (Reception only)		Number on Roll (Whole phase)	
Year	NOR	Year	NOR
22/23	248	22/23	1911
23/24	253	23/24	1886
24/25	263	24/25	1906
25/26	266	25/26	1909
26/27	278	26/27	1907
27/28	275	27/28	1880
28/29	280	28/29	1838
29/30	282	29/30	1846
30/31	282	30/31	1846

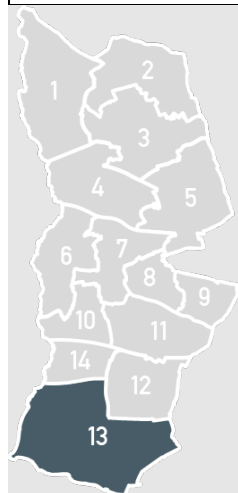
This area has experienced volatility in rolls due to changes of housing tenure linked to Covid and Heathrow uncertainty, leading to housing previously leased by the airport being used by families and increasingly by Government agencies for temporary rehousing of vulnerable families.

This PPA borders with PPAs 11, 13 and 14 as well as Hounslow. Close monitoring will be undertaken but no further action is currently planned.

Reception Pupil Forecast – PPA 13

Reception Pupil Forecast								
Year	23/24	24/25	25/26	26/27	27/28	28/29	29/30	30/31
Year-on-Year +/-	-9	-3	-1	0	-3	+1	0	-1
Reception Surplus	10	13	14	14	17	16	16	17

Harmondsworth Primary School & Heathrow Primary School



Number on Roll (Reception only)		Number on Roll (Whole phase)	
Year	NOR	Year	NOR
22/23	89	22/23	587
23/24	80	23/24	573
24/25	77	24/25	557
25/26	76	25/26	542
26/27	76	26/27	526
27/28	73	27/28	507
28/29	74	28/29	493
29/30	74	29/30	477
30/31	73	30/31	472

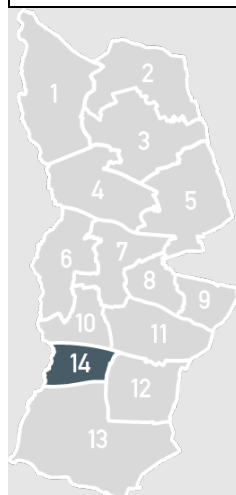
The two schools in this PPA serve distinct villages and communities, although there has been a change in the pupil population as more housing has been vacated and taken over by agencies for temporary housing. Both schools are full for Reception 2023 and in most year groups.

The Heathrow Airport Expansion plan could resurface in the long term. There are currently no plans for changes, but close monitoring will be maintained.

Reception Pupil Forecast – PPA 14

Reception Pupil Forecast								
Year	23/24	24/25	25/26	26/27	27/28	28/29	29/30	30/31
Year-on-Year +/-	-18	-20	-3	-2	-9	+4	0	-2
Reception Surplus	45	65	68	70	79	75	75	77

Cherry Lane Primary School, Laurel Lane Primary School, St Catherine Catholic Primary School, St Martin's Church of England Primary School & West Drayton Academy



Number on Roll (Reception only)		Number on Roll (Whole phase)	
Year	NOR	Year	NOR
22/23	303	22/23	2026
23/24	285	23/24	2042
24/25	265	24/25	2000
25/26	262	25/26	1946
26/27	260	26/27	1886
27/28	251	27/28	1808
28/29	255	28/29	1773
29/30	255	29/30	1725
30/31	253	30/31	1699

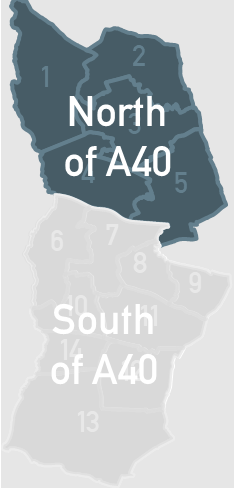
This PPA contains a Crossrail station and has significant new housing and most of the local schools are full. A reasonable margin of capacity is needed but two schools have had declining and low rolls for some years.

This PPA borders with PPA10, 12 and 13 as well as South Bucks. No further action is planned yet.

Year 7 Pupil Forecast – SPA North

Year 7 Pupil Forecast								
Year	23/24	24/25	25/26	26/27	27/28	28/29	29/30	30/31
Year-on-Year +/-	+59	-47	-14	+4	-19	-56	-60	-38
Year 7 Surplus	2	19	33	29	48	104	164	202

Bishop Ramsey Church of England School, The Douay Martyrs Catholic School, Harefield Academy, Haydon School, Northwood School, Queensmead School, Ruislip High School & Vyners School



Number on Roll (Year 7 only)		Number on Roll (Whole phase)	
Year	NOR	Year	NOR
22/23	1655	22/23	10206
23/24	1714	23/24	10505
24/25	1667	24/25	10588
25/26	1653	25/26	10679
26/27	1657	26/27	10630
27/28	1638	27/28	10592
28/29	1582	28/29	10462
29/30	1522	29/30	10267
30/31	1484	30/31	10049

Rolls are steadily rising, including within the two schools with additional 3FE expansions opened for Year 7 in September 2019. Two more schools have Priority School Building Programme (PSBP) improvements underway but with no extra places. No existing school sites could be expanded.

Rolls are projected to continue to rise, and revised projections show Year 7 intake reaching a peak in September 2023, and total secondary roll in September 2025. An 8% margin of spaces is necessary to ensure sufficient places due to parental preferences and this needs to be considered together with the south. All secondary schools in the north of the Borough are academies, each with different admission criteria. All except one are rated good or outstanding, and all except one are over-subscribed with long waiting lists. In 2023, almost all vacancies were in one academy which is very isolated in the far northwest. DfE have successfully supported the Academy to join a Multi Academy Trust (MAT) to improve its performance and popularity.

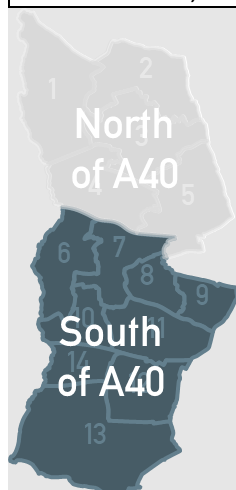
There is significant movement of pupils living to the south of the A40 travelling to schools north of the A40. 25% of pupils offered a place in a school in the north are resident in the south of the Borough. The operation of the different admission criteria and parental preferences creates unpredictable outcomes and changing sibling links. This fluctuates and requires a margin of spaces both north and south to absorb, as was possible until 2018 when Year 7 admissions began to rise.

The Trust leading on the new secondary free school agreed in 2016/17, in Summer 2023 withdrew their application which has subsequently been agreed by the DfE.

Year 7 Pupil Forecast – SPA South

Year 7 Pupil Forecast								
Year	23/24	24/25	25/26	26/27	27/28	28/29	29/30	30/31
Year-on-Year +/-	+21	-59	+8	-23	-20	-51	-67	-66
Year 7 Surplus	94	82	74	97	117	168	235	301

Barnhill Community High School, Bishopshalt School, Guru Nanak Sikh Academy, Harlington School, Hewens College, Oak Wood School, Park Academy West London, Rosedale College, Swakeleys School for Girls, Uxbridge High School



Number on Roll (Year 7 only)		Number on Roll (Whole phase)	
Year	NOR	Year	NOR
22/23	1992	22/23	11980
23/24	2013	23/24	12345
24/25	1954	24/25	12564
25/26	1962	25/26	12652
26/27	1939	26/27	12558
27/28	1919	27/28	12425
28/29	1868	28/29	12235
29/30	1801	29/30	11998
30/31	1735	30/31	11711

Rolls are projected to continue to rise, and revised projections show Year 7 intake reaching a peak in September 2023, and total secondary roll in September 2025. Numbers are very susceptible to changes in cross-borough flows and the perceived educational standards in schools. Each year, demand fluctuates with changes in the level of applications and the success rate for out of Borough faith and selective schools.

As set out above, there is considerable mobility between north and south and out of Borough, which requires a margin above the projected numbers to accommodate fluctuation in parental preferences from year to year.

A planned 1.5FE expansion opened in September 2023.