

Appendices

Appendix 1: Glossary of Terms

Primary Needs:

- **ASC/ASD:** Autism Spectrum Condition/Disorder/Autism
- **SEMH:** Social, Emotional and Mental Health
- **HI:** Hearing Impairment
- **MLD:** Moderate Learning Difficulties
- **MSI:** Multi-Sensory Impairment
- **PD:** Physical Difficulties
- **PMLD:** Profound and Multiple Learning Difficulties
- **SLD:** Severe Learning Difficulties
- **SLCN:** Speech, Language and Communication Needs
- **VI:** Visual Impairment

Broad Categories of SEND:

- **Social, Emotional and Mental Health Difficulties (SEMH):** Children and young people may experience a wide range of social and emotional difficulties which manifest themselves in many ways. These may include becoming withdrawn or isolated, as well as displaying challenging, disruptive, or disturbing behaviour. These behaviours may reflect underlying mental health difficulties such as anxiety or depression, self-harming, substance misuse, eating disorders or physical symptoms that are medically unexplained. Other children and young people may have disorders such as attention deficit disorder, attention deficit hyperactive disorder or attachment disorder.
- **Sensory and/or physical needs:** Some children and young people require special educational provision because they have a disability that prevents or hinders them from making use of the educational facilities generally provided in a mainstream setting. This includes pupils with visual impairment (VI), hearing impairment (HI) or a multi-sensory impairment (MSI) who are likely to require specialist support and/or equipment to access their learning or support. It also includes those with a severe physical disability (PD).
- **Cognition and Learning:** Learning difficulties cover a wide range of needs, including moderate learning difficulties (MLD), severe learning difficulties (SLD) - where children are likely to need support in all areas of the curriculum and have associated difficulties with mobility and communication - through to profound and multiple learning difficulties (PMLD). Children with PMLD are likely to have severe and complex learning difficulties as well as a physical disability or sensory impairment. This range of needs also includes specific learning difficulties (SpLD), which encompasses a range of conditions such as dyslexia, dyscalculia, and dyspraxia.
- **Communication and Interaction:** Children and young people with speech, language, and communication needs (SLCN) have difficulty in communicating with others. They may have difficulty with one, some or all of the different aspects of speech, language, or social communication at different times of their lives. This area includes those children and young people with autism who also are likely to have difficulties with social interaction, and with language, communication, and imagination, which can impact on how they relate to others.

Other Terms or Acronyms:

- **Academy:** Schools controlled and funded directly by the Secretary of State for Education and include academies, free schools, UTC schools, studio schools, academy special schools, alternative provision academies and academy boarding schools.
- **Alternative Provision:** Education arranged by Local Authorities for pupils who because of exclusion, illness, or other reasons, would not otherwise receive suitable education; education arranged by pupils on a fixed period exclusion; and pupils being directed by schools to off-site provision to improve behaviour.
- **DfE:** Department for Education is the national body responsible for education, children's services, higher and further education policy.
- **EHCP:** An EHCP details the education, health and social care support that is to be provided to a child or young person who has SEN or a disability. It is drawn up by the Council after an EHC needs assessment of the child or young person has determined that an EHC plan is necessary, and after consultation with relevant partner agencies.
- **ESFA:** Education and Skills Funding Agency (formerly EFA): national body responsible for school funding, delivering Free Schools and monitoring academies.
- **EYFSP:** Early Years Foundation Stage
- **EYQT:** Early Years Quality Improvement Team
- **FE:** Form of Entry, this describes a Reception class of 30 pupils and the seven classrooms that are needed for the class to work their way through the school
- **GLA:** Greater London Authority
- **LA:** Local Authority
- **LBH:** London Borough of Hillingdon
- **Mainstream School:** School provision other than special schools, hospital schools, alternative provision, i.e., mainstream community schools, voluntary-aided, trust, foundation, or grammar schools.
- **Maintained School:** A school that is funded by a local education authority.
- **NOR:** Number on roll, this is a count of the number of pupils in an educational facility.
- **PAN:** Published Admission Number
- **PRU:** Pupil Referral Unit also known as Alternative Provision for those not willing or able to attend mainstream school for a short period or long term.
- **RSC:** Regional Schools Commissioner acts on behalf of the Secretary of State for Education and is responsible for intervening when academies or sponsors are underperforming, arranging sponsors for new academies, and advising on new free schools.
- **PVI:** Private Voluntary and Independent Nurseries
- **SCAP:** School Capacity Survey, is an annual return by SBC to the ESFA to explain projected shortfalls in school places. SEND and PRU places are not captured in this return
- **SEND:** Special Education Needs and Disabilities, refers to pupils with an EHCP, these pupils will attend a mainstream school possibly in a Resourced Unit or a Special School
- **Specialist Resource Provision (SRP):** Are special provisions within a mainstream school where the children are taught mainly within separate classes.
- **Special School:** A school which is specially organised to make special educational provision for pupils with SEND.

Appendix 2 – Breakdown of Academy Trusts

Multi-Academy Trust	LBH Schools by Phase						Total Trust Schools in LBH	LBH Schools in Trust
	Primary	Secondary	All-Through	Studio College / UTC	Special School	Alternative Provision		
The Rosedale Hewens Academy Trust	3	2		2			7	Brookside Primary School, De Salis Studio College, Hewens College, Hewens Primary School, Parkside Studio College, Rosedale College, Rosedale Primary School
Vanguard Learning Trust	3	2					5	Field End Junior School, Hermitage Primary School, Ruislip High School, Ryefield Primary School, Vyners School
LDBS Frays Academy Trust	4						4	Cowley St Laurence CofE Primary School, Laurel Lane Primary School, St Martin's Church of England Primary School, St Matthew's CofE Primary School
Partnership Learning	1	3					4	Coteford Junior School, Harefield School, Northwood School, Queensmead School
The Park Federation Academy Trust	4						4	Cranford Park Academy, Lake Farm Park Academy, West Drayton Academy, Wood End Park Academy
Middlesex Learning Partnership	2	1					3	Barnhill Community High School, Belmore Primary Academy, William Byrd Primary Academy
The Eden Academy					3		3	Grangewood School, Moorcroft School, Pentland Field School
The Elliot Foundation Academies Trust	3						3	Hillingdon Primary School, John Locke Academy, Pinkwell Primary School
Guru Nanak Sikh Academy Limited	1		1				2	Guru Nanak Sikh Academy, Nanaksar Primary School
Orchard Hill College Academy Trust					1	1	2	The Pride Academy, The Skills Hub
Activate Learning Education Trust				1			1	UTC Heathrow
Aspirations Academies Trust		1					1	Park Academy West London
The Diocese Of Westminster Academy Trust		1					1	The Douay Martyrs Catholic School
Veritas Educational Trust		1					1	Bishop Ramsey Church of England School
Total Schools in Multi-Academy Trusts	21	11	1	3	4	1	41	
Single-Academy Trust	LBH Schools by Phase						Total Trust Schools in LBH	LBH Schools in Trust
	Primary	Secondary	All-Through	Studio College / UTC	Special School	Alternative Provision		
Bishopshalt School		1					1	Bishopshalt School
Charville Academy	1						1	Charville Academy
Global Academy Utc Trust Limited		1					1	Global Academy
Haydon School		1					1	Haydon School
Swakeleys School For Girls		1					1	Swakeleys School for Girls
The Willows School Academy Trust					1		1	The Willows School
Uxbridge High School Academy Trust		1					1	Uxbridge High School
Total Schools in Single-Academy Trusts	1	5	0	0	1	0	7	
Total Schools in Academy Trusts	22	16	1	3	5	1	48	

Appendix 3 – Definitions of Types of School

Maintained Schools - overseen by the LA:

Community - the Council owns the buildings and determines admission arrangements.

Foundation - the governing body owns the school buildings, employs the staff and determines their own admission arrangements.

Voluntary Aided - a Trust or diocesan body own the building, employ the staff, and determine their own admission arrangements.

Non-maintained schools - independent from the local council:

Academies - the Trust owns or has a long lease on their site, they operate under a Funding Agreement with the Government and can follow a different curriculum.

Free Schools - schools that have opened as new academies, rather than being converted to an academy from a maintained school. A free school is still an academy and is funded and controlled in the same way as other academies.

Other schools

Independent - private schools (independent from the local council) where parents pay for the cost of their child's place.

Appendix 4 - School PAN Numbers by Type

The tables below give a list of primary, secondary, and special schools respectively, and their Published Admission Numbers (PANs) or Commissioned Places for the academic year 2024/25.

Primary and Infant Schools – Published Admissions Number 2024/25

School	Published Admissions Number (PAN)
Belmore Primary Academy	90
Bishop Winnington-Ingram CofE Primary School	30
Botwell House Catholic Primary School	90
Bourne Primary School	30
Brookside Primary School	60
Charville Academy	60
Cherry Lane Primary School	90
Colham Manor Primary School	90
Coteford Infant School	60
Cowley St Laurence CE Primary School	60
Cranford Park Academy	120
Deanesfield Primary School	90
Dr Triplett's CofE Primary School	60
Field End Infant School	90
Frithwood Primary School	60
Glebe Primary School	90
Grange Park Infant and Nursery School	90
Guru Nanak Sikh Academy	60
Harefield Infant School	60
Harlyn Primary School	60
Harmondsworth Primary School	30
Hayes Park School	90
Heathrow Primary School	60
Hermitage Primary School	60
Hewens Primary School	60
Highfield Primary School	60
Hillingdon Primary School	90
Hillside Infant School	60
Holy Trinity CofE Primary School	30
John Locke Academy	90
Lady Bankes Primary School	90
Lake Farm Park Academy	90
Laurel Lane Primary School	60
Minet Nursery and Infant School	120
Nanaksar Primary School	120
Newnham Infant and Nursery School	90
Oak Farm Primary School	90
Pinkwell Primary School	90

Rabbsfarm Primary School	90
Rosedale Primary School	60
Ruislip Gardens Primary School	60
Ryefield Primary School	60
Sacred Heart Catholic Primary School	90
St Andrew's CofE Primary School	30
St Bernadette Catholic Primary School	60
St Catherine Catholic Primary School	30
St Martin's Church of England Primary School	60
St Mary's Catholic Primary School	30
St Matthew's CofE Primary School	60
St Swithun Wells' Catholic Primary School	30
The Breakspear School	90
Warrender Primary School	60
West Drayton Academy	90
Whitehall Infant School	120
Whiteheath Infant and Nursery School	90
William Byrd Academy	90
Wood End Park Academy	120
Yeading Infant and Nursery School	120
TOTAL	4,260

Junior Schools – Published Admissions Number 2024/25

School	Published Admissions Number (PAN)
Coteford Junior School	81
Field End Junior School	90
Grange Park Junior School	90
Harefield Junior School	60
Hillside Junior School	60
Minet Junior School	120
Newnham Junior School	90
Whitehall Junior School	120
Whiteheath Junior School	90
Yeading Junior School	128
TOTAL	929

Secondary schools – Published Admission Numbers 2024/25 - excluding bulge classes

School	Published Admissions Number (PAN)
Barnhill Community High School	240
Bishop Ramsey Church of England School	186
Bishopshalt School	186
The Douay Martyrs Catholic School	240
Guru Nanak Sikh Academy	180
Harefield Academy	90
Harlington School	240
Haydon School	300
Hewens College	120
Northwood School	180
Oak Wood School	240
Park Academy West London	180
Queensmead School	240
Rosedale College	180
Ruislip High School	210
Swakeleys School for Girls	240
Uxbridge High School	230
Vyners School	240
Total Places	3,722

Special schools – Planned Place Numbers 2024/25

School	School Type	Designated Need	Commissioned Places
Grangewood School	Academy	SLD/PMLD/MSI	131
Hedgewood School	Community	MLD/ASD	190
Meadow High School	Community	MLD (Complex)	280
Moorcroft School	Academy	SLD/PMLD/MSI	141
Pentland Field School	Academy	MLD/ASD	162
Willows School Academy Trust	Academy	SEMH/MLD/ASD	60
The PRIDE	Academy	SEMH	110
Total Places			1,074

Specialist Resource Provision/Designated Unit – Planned Place Numbers 2024/25

School	School Type	Designated Need	Commissioned Places
Primary			
Hayes Park School SRP	Foundation	ASD	13
Coteford Infant School SRP	Community	PD	3
Coteford Junior School SRP	Academy	PD	7
Deanesfield Primary School SRP	Community	SLCN	8
Pinkwell Primary SRP	Academy	SLCN	10
Glebe Primary SRP	Community	HI	11
Cherry Lane Primary SRP	Community	ASD	10
Lake Farm Park Primary SRP	Academy	ASD	13
St Martin's CE Primary SRP	Academy	ASD	12
Charville Academy SRP	Academy	ASD	16
Ruislip Gardens Primary School SRP	Community	ASD	16
Ruislip Gardens Primary School Assessment Centre	Community	All	16
Wood End Park Academy DU	Academy	ASD	24
Secondary			
Oak Wood School SRP	Foundation	ASD	12
Harlington School SRP	Foundation	Physical and Sensory Disabilities	6
Harlington School DU	Foundation	ASD	16
Northwood SRP	Academy	SLCN	10
Vyners SRP	Academy	HI	18
Total Places			221

Appendix 5 – Schools by Planning Area

Planning Area Number	Schools within Planning Area	Number of Schools
PPA 1	Harefield Infant School & Harefield Junior School	2
PPA 2	Frithwood Primary School, Harlyn Primary School, Hillside Infant School, Hillside Junior School & Holy Trinity CofE Primary School	5
PPA 3	Bishop Winnington-Ingram CofE Primary School, Coteford Infant School, Coteford Junior School, Warrender Primary School, Whiteheath Infant and Nursery School & Whiteheath Junior School	6
PPA 4	Glebe Primary School & The Breakspear School	2
PPA 5	Bourne Primary School, Deanesfield Primary School, Field End Infant School, Field End Junior School, Lady Bankes Primary School, Newnham Infant and Nursery School, Newnham Junior School, Ruislip Gardens Primary School, Sacred Heart Catholic Primary School & St Swithun Wells' Catholic Primary School	10
PPA 6	Cowley St Laurence CE Primary School, Hermitage Primary School, John Locke Academy, St Andrew's CofE Primary School, St Mary's Catholic Primary School, Whitehall Infant School & Whitehall Junior School	7
PPA 7	Highfield Primary School, Hillingdon Primary School, Oak Farm Primary School, Ryefield Primary School & St Bernadette Catholic Primary School	5
PPA 8	Charville Academy, Grange Park Infant and Nursery School, Grange Park Junior School, Hayes Park School & Hewens Primary School	5
PPA 9	Belmore Primary Academy, Brookside Primary School, Yeading Infant and Nursery School & Yeading Junior School	4
PPA 10	Colham Manor Primary School, Rabbsfarm Primary School & St Matthew's CofE Primary School	3
PPA 11	Botwell House Catholic Primary School, Dr Triplett's CofE Primary School, Guru Nanak Sikh Academy, Lake Farm Park Academy, Minet Nursery and Infant School, Minet Junior School, Nanaksar Primary School, Rosedale Primary School & Wood End Park Academy	9
PPA 12	Cranford Park Academy, Pinkwell Primary School & William Byrd Academy	3
PPA 13	Harmondsworth Primary School & Heathrow Primary School	2
PPA 14	Cherry Lane Primary School, Laurel Lane Primary School, St Catherine Catholic Primary School, St Martin's Church of England Primary School & West Drayton Academy	

		5
--	--	---

Appendix 6 – Forecasting by Planning Area

Forecasting by Planning Areas

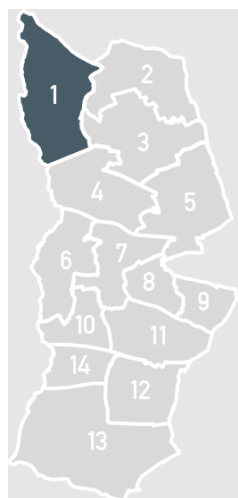
The following sections include the school place forecasts at a planning area level from the SCAP 24 submission. The map illustrates the 14 primary planning areas within the London Borough of Hillingdon followed by forecasts for the North and South of the Borough for secondary schools.

“Reception Pupil Forecast” shows the year-on-year change in projections. “Reception Surplus” has been added to show the expected number of vacant school places against the approved PAN for each year.

“Number on Roll” is using January Census actuals for 2023/24, and projections for future years.

Reception Pupil Forecast – PPA 1

Reception Pupil Forecast							
Year	24/25	25/26	26/27	27/28	28/29	29/30	30/31
Year-on-Year +/-	+10	-1	+3	-2	+1	-1	0
Reception Surplus	14	15	12	14	13	14	14
Harefield Infant School & Harefield Junior School							



Number on Roll (Reception only)	
Year	NOR
23/24	36
24/25	46
25/26	45
26/27	48
27/28	46
28/29	47
29/30	46
30/31	46

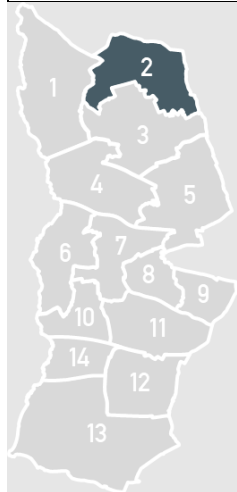
Number on Roll (Whole phase)	
Year	NOR
23/24	357
24/25	359
25/26	349
26/27	355
27/28	354
28/29	349
29/30	341
30/31	339

This area is predominantly rural and very isolated from the rest of the borough, it is surrounded by Hertfordshire with one lone village served by an infant and junior school which must have sufficient capacity to meet local demand. The year groups fluctuate, and this has caused both schools budget and class management problems.

A PAN reduction to 60 took effect in September 2023 to reflect the size of most year groups. This ensures that all local and sibling demand can be met and give the school and its pupils stability. Some of the current roll are not local but travel in long distances, using the school for convenience as it is near parental work

Reception Pupil Forecast – PPA 2

Reception Pupil Forecast							
Year	24/25	25/26	26/27	27/28	28/29	29/30	30/31
Year-on-Year +/-	-2	-12	+4	-4	+3	-2	0
Reception Surplus	18	30	26	30	27	29	29
Frithwood Primary School, Harlyn Primary School, Hillside Infant School, Hillside Junior School & Holy Trinity CofE Primary School							



Number on Roll (Reception only)	
Year	NOR
23/24	194
24/25	192
25/26	180
26/27	184
27/28	180
28/29	183
29/30	181
30/31	181

Number on Roll (Whole phase)	
Year	NOR
23/24	1,364
24/25	1,365
25/26	1,346
26/27	1,326
27/28	1,299
28/29	1,292
29/30	1,288
30/31	1,278

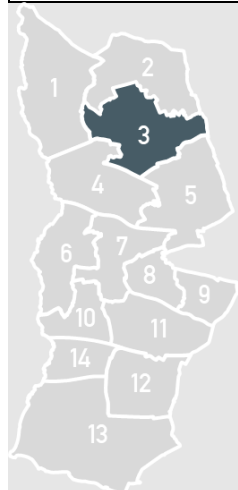
This PPA is affected by fluctuating demand and has experienced a trend of decline in numbers since 2016.

PAN reductions in 2 of the 5 schools took place with effect from September 2023. Projections show stable rolls going forward within this revised PAN.

Reception Pupil Forecast – PPA 3

Reception Pupil Forecast							
Year	24/25	25/26	26/27	27/28	28/29	29/30	30/31
Year-on-Year +/-	+2	+3	-9	-6	+2	-2	-1
Reception Surplus	26	23	32	38	36	38	39

Bishop Winnington Ingram CofE, Coteford Infant, Coteford Junior, Warrender, Whiteheath Infant & Nursery & Whiteheath Junior School



Number on Roll (Reception only)	
Year	NOR
23/24	212
24/25	214
25/26	217
26/27	208
27/28	202
28/29	204
29/30	202
30/31	201

Number on Roll (Whole phase)	
Year	NOR
23/24	1,574
24/25	1,581
25/26	1,554
26/27	1,535
27/28	1,516
28/29	1,481
29/30	1,457
30/31	1,433

Previous pressure led to the expansion of one school. Numbers had fallen suddenly in 2020/21 for one school which is 1FE, currently with 15% vacancy.

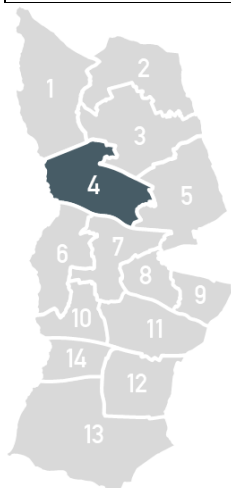
Numbers have been reviewed with the proposal to reduce the PAN approved for 1 school which took effect in September 2024.

There is some pupil movement between PPAs 3, 4 & 5. Therefore, securing sufficient capacity across these areas has been factored into the LA's plans.

Reception Pupil Forecast – PPA 4

Reception Pupil Forecast							
Year	24/25	25/26	26/27	27/28	28/29	29/30	30/31
Year-on-Year +/-	-6	-2	0	-6	+2	-2	0
Reception Surplus	21	23	23	29	27	29	29

Breakspeare Primary School & Glebe Primary School



Number on Roll (Reception only)	
Year	NOR
23/24	165
24/25	159
25/26	157
26/27	157
27/28	151
28/29	153
29/30	151
30/31	151

Number on Roll (Whole phase)	
Year	NOR
23/24	1,192
24/25	1,177
25/26	1,155
26/27	1,130
27/28	1,094
28/29	1,076
29/30	1,064
30/31	1,047

The two schools in this PPA have historically been popular and full as they attract applications from outside the immediate area.

This area has some moves between PPA 4 and PPA 5. No changes are proposed at this point.

Reception Pupil Forecast – PPA 5

Reception Pupil Forecast							
Year	24/25	25/26	26/27	27/28	28/29	29/30	30/31
Year-on-Year +/-	+7	+4	-21	-18	+4	-4	-2
Reception Surplus	85	101	82	94	86	82	82

Bourne Primary School, Deanesfield Primary School, Field End Infant School, Field End Junior School, Lady Bankes Primary School, Newnham Infant and Nursery School, Newnham Junior School, Ruislip Gardens Primary School, Sacred Heart Catholic Primary School & St Swithun Wells' Catholic Primary School



Number on Roll (Reception only)	
Year	NOR
23/24	496
24/25	503
25/26	507
26/27	486
27/28	468
28/29	472
29/30	468
30/31	466

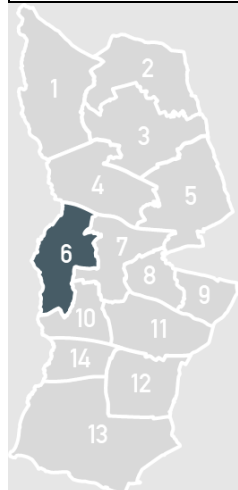
Number on Roll (Whole phase)	
Year	NOR
23/24	3,650
24/25	3,588
25/26	3,507
26/27	3,433
27/28	3,367
28/29	3,299
29/30	3,256
30/31	3,218

This area has a concentration of residential development, though pupil movement is limited by geographical constraints such as RAF Northolt and major roads. Predicted demand is affected by cross-borough movement as the two largest schools are close to the border with Harrow.

The cross-border movements and overlap with PPA 3 have been fully considered. It was agreed to reduce the PAN of an Infant and Junior school by 30 from September 2023.

Reception Pupil Forecast – PPA 6

Reception Pupil Forecast							
Year	24/25	25/26	26/27	27/28	28/29	29/30	30/31
Year-on-Year +/-	-4	-5	+9	-19	+6	-2	-1
Reception Surplus	36	11	2	21	15	17	18
Cowley St Laurence CE Primary School, Hermitage Primary School, John Locke Academy, St Andrew's CofE Primary School, St Mary's Catholic Primary School, Whitehall Infant School & Whitehall Junior School							



Number on Roll (Reception only)	
Year	NOR
23/24	358
24/25	354
25/26	349
26/27	358
27/28	339
28/29	345
29/30	343
30/31	342

Number on Roll (Whole phase)	
Year	NOR
23/24	2,499
24/25	2,494
25/26	2,468
26/27	2,418
27/28	2,379
28/29	2,355
29/30	2,321
30/31	2,289

This area includes Uxbridge Town Centre and a number of residential areas. One of these is the large development on the former RAF Uxbridge base which will include 1,300 new homes. Demand for places has increased and is expected to grow further as the site is developed. A new 3FE primary school opened in September 2014 but before the housing was occupied. Therefore, the school was temporarily an over-provision that filled with a significant number of applications from outside PPA 6, as Uxbridge is convenient for many parents. This has created some distortion with siblings from miles away, but will correct over time, and led to erratic forecasts.

The area is closely monitored, as the development and sales of new homes progress. A PAN reduction has been approved for an infant/junior school of 1FE with effect from September 2025. There is expected to be sufficient capacity locally, given the spaces nearby in PPA 7.

Reception Pupil Forecast – PPA 7

Reception Pupil Forecast							
Year	24/25	25/26	26/27	27/28	28/29	29/30	30/31
Year-on-Year +/-	+9	-10	+7	-3	+5	-1	-2
Reception Surplus	61	71	64	67	62	63	65
Highfield Primary School, Hillingdon Primary School, Oak Farm Primary School, Ryefield Primary School & St Bernadette Catholic Primary School							



Number on Roll (Reception only)	
Year	NOR
23/24	290
24/25	299
25/26	289
26/27	296
27/28	293
28/29	298
29/30	297
30/31	295

Number on Roll (Whole phase)	
Year	NOR
23/24	2,215
24/25	2,174
25/26	2,142
26/27	2,116
27/28	2,084
28/29	2,062
29/30	2,032
30/31	2,026

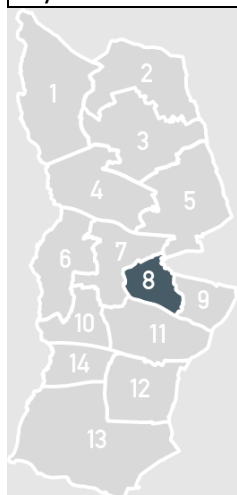
This is a predominantly residential area, just south of the central Uxbridge area. Demand for places has declined in two schools.

The recent pattern of household moves, and of pupils travelling to schools outside their planning area across PPA 6, 7,8, 9,11 is being carefully monitored. It is hoped that careful decisions on a few PAN reductions in these areas will have a wider stabilizing impact across all the schools in this PPA.

Reception Pupil Forecast – PPA 8

Reception Pupil Forecast							
Year	24/25	25/26	26/27	27/28	28/29	29/30	30/31
Year-on-Year +/-	-14	+10	-1	-9	+1	-3	-2
Reception Surplus	42	41	35	44	41	41	43

Charville Academy, Grange Park Infant and Nursery School, Grange Park Junior School, Hayes Park School & Hewens Primary School



Number on Roll (Reception only)	
Year	NOR
23/24	288
24/25	274
25/26	284
26/27	283
27/28	274
28/29	275
29/30	272
30/31	270

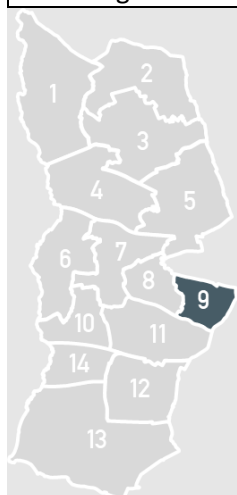
Number on Roll (Whole phase)	
Year	NOR
23/24	2,045
24/25	2,016
25/26	1,967
26/27	1,934
27/28	1,916
28/29	1,881
29/30	1,873
30/31	1,851

Demand has slowed in the area. One Trust school did consult on reducing their PAN which took effect September 2023.

The recent pattern of household moves, and of pupils travelling to schools outside their planning area across PPAs 6,7,8,9,11 is being carefully monitored. Numbers have been reviewed and a PAN reduction of an Infant and Junior school by 1FE took effect in September 2024.

Reception Pupil Forecast – PPA 9

Reception Pupil Forecast							
Year	24/25	25/26	26/27	27/28	28/29	29/30	30/31
Year-on-Year +/-	-23	0	+5	-10	0	-2	-2
Reception Surplus	49	49	44	54	54	56	58
Belmore Primary Academy, Brookside Primary School, Yeading Infant and Nursery School & Yeading Junior School							



Number on Roll (Reception only)	
Year	NOR
23/24	244
24/25	221
25/26	221
26/27	226
27/28	216
28/29	216
29/30	214
30/31	212

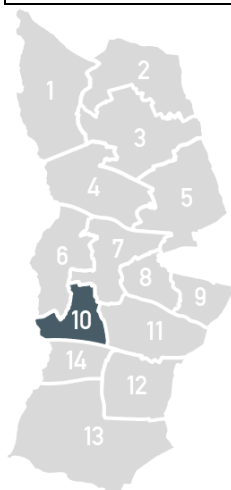
Number on Roll (Whole phase)	
Year	NOR
23/24	1,664
24/25	1,627
25/26	1,590
26/27	1,539
27/28	1,500
28/29	1,480
29/30	1,450
30/31	1,433

Demand for places is being monitored. This area is adjacent to PPA 11 and to the borough of Ealing and therefore can be affected by demand for places from outside the PPA/Borough.

The recent pattern of household moves, and of pupils travelling to schools outside their planning area across PPAs 6,7,8,9,11 is being carefully monitored. It is hoped that careful decisions on a few PAN reductions in these areas will have a wider stabilising impact across all the local schools. One school serving a distinct residential area, bordering Ealing, has had steadily declining rolls and has already been operating at 1FE below PAN in all year groups. The school reduced its PAN by 1FE from September 2023 to reflect this.

Reception Pupil Forecast – PPA 10

Reception Pupil Forecast							
Year	24/25	25/26	26/27	27/28	28/29	29/30	30/31
Year-on-Year +/-	+26	0	+16	-33	+2	-4	-3
Reception Surplus	-19	-19	-35	-2	-4	0	3
Colham Manor Primary School, Rabbsfarm Primary School & St Matthew's CofE Primary School							



Number on Roll (Reception only)	
Year	NOR
23/24	233
24/25	259
25/26	259
26/27	275
27/28	242
28/29	244
29/30	240
30/31	237

Number on Roll (Whole phase)	
Year	NOR
23/24	1,573
24/25	1,595
25/26	1,623
26/27	1,656
27/28	1,646
28/29	1,639
29/30	1,638
30/31	1,633

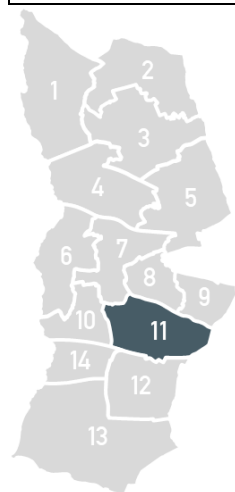
The three schools are popular and full. Forecast demand for places is expected to increase due to new housing being built in the area. We expect there are sufficient spaces in neighboring planning areas to compensate.

The schools in this PPA are popular and seem insulated from the higher volatility of movements in adjoining areas. No change to the number of places is proposed at this stage but the position will be closely monitored. Admissions for September 2024 show that there are sufficient places to meet demand with a margin of vacancies for in-year fluctuations. If the forecast increase in demand does occur, there are sufficient spaces in neighbouring planning areas to meet this need.

Reception Pupil Forecast – PPA 11

Reception Pupil Forecast							
Year	24/25	25/26	26/27	27/28	28/29	29/30	30/31
Year-on-Year +/-	-73	+20	+43	-9	+11	-1	-8
Reception Surplus	181	161	118	127	116	117	125

Botwell House Catholic Primary School, Dr Triplett's CofE Primary School, Guru Nanak Sikh Academy, Lake Farm Park Academy, Minet Nursery and Infant School, Minet Junior School, Nanaksar Primary School, Rosedale Primary School & Wood End Park Academy



Number on Roll (Reception only)	
Year	NOR
23/24	612
24/25	539
25/26	559
26/27	602
27/28	593
28/29	604
29/30	603
30/31	595

Number on Roll (Whole phase)	
Year	NOR
23/24	4,252
24/25	4,221
25/26	4,219
26/27	4,301
27/28	4,250
28/29	4,217
29/30	4,135
30/31	4,065

PPA 11 is a diverse area of the Borough, with more schools than any other. It has seen significant housing development, the new 'Grand Union Village' and new schools and expansion over the past decade. Nanaksar Primary (Sikh) opened with 4FE Reception entries in 2013 & 2014 but then had to suspend entries until Spring 2021. Demand in the area has remained relatively stable, with Nanaksar reopening at 4FE in Sept 2022 but struggling to attract more than 1FE of pupils. There are still external uncertainties in the size and timing of housing developments and likely child yield of new housing given the increasing business profile of the area near the Hayes Crossrail station.

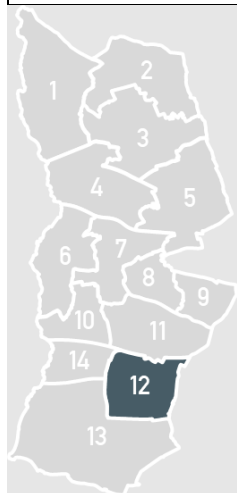
This PPA is central to the largest concentration of population in the borough and the largest developments and is adjacent to PPAs 7,8, 9, 10 and 12. It is also close to Heathrow so parents are affected by the changes due to the pandemic in permanent and more casual employment, and borders with Ealing where there may be future housing development affecting cross border flows.

Over two miles away from Nanaksar, serving a specific neighbourhood another school has had a reduction in its operating roll in the lower year groups from 5FE to 4FE. The proposal to reduce the PAN of the school took effect in September 2023. It is still the largest primary school roll, and higher than 3 secondaries.

Reception Pupil Forecast – PPA 12

Reception Pupil Forecast							
Year	24/25	25/26	26/27	27/28	28/29	29/30	30/31
Year-on-Year +/-	+21	+14	+31	+14	+11	+2	-1
Reception Surplus	46	32	1	-13	-24	-26	-25

Cranford Park Academy, Pinkwell Primary School & William Byrd Academy



Number on Roll (Reception only)	
Year	NOR
23/24	275
24/25	254
25/26	268
26/27	299
27/28	313
28/29	324
29/30	326
30/31	325

Number on Roll (Whole phase)	
Year	NOR
23/24	1,899
24/25	1,896
25/26	1,914
26/27	1,965
27/28	2,027
28/29	2,052
29/30	2,085
30/31	2,082

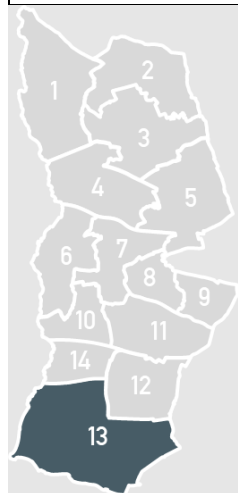
This area has experienced volatility in rolls due to changes of housing tenure linked to Covid and Heathrow uncertainty, leading to housing previously leased by the airport being used by families and increasingly by government agencies for temporary rehousing of vulnerable families.

This PPA borders with PPAs 11, 13 and 14 as well as Hounslow. Close monitoring will be undertaken but no further action is currently planned.

Reception Pupil Forecast – PPA 13

Reception Pupil Forecast							
Year	24/25	25/26	26/27	27/28	28/29	29/30	30/31
Year-on-Year +/-	-8	-2	+3	-1	0	0	-2
Reception Surplus	11	13	10	11	11	11	13

Harmondsworth Primary School & Heathrow Primary School



Number on Roll (Reception only)	
Year	NOR
23/24	87
24/25	79
25/26	77
26/27	80
27/28	79
28/29	79
29/30	79
30/31	77

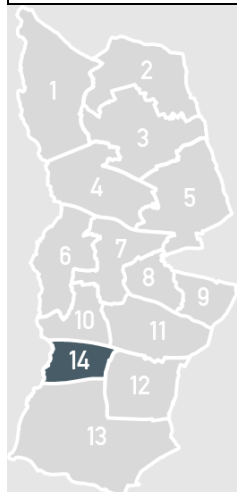
Number on Roll (Whole phase)	
Year	NOR
23/24	584
24/25	563
25/26	552
26/27	541
27/28	534
28/29	523
29/30	518
30/31	507

The two schools in this PPA serve distinct villages and communities, though there has been a change in the pupil population as more housing has been vacated and taken over by agencies for temporary housing.

The Heathrow Airport Expansion plan could resurface in the long term. There are currently no plans for changes, but close monitoring will be maintained.

Reception Pupil Forecast – PPA 14

Reception Pupil Forecast							
Year	24/25	25/26	26/27	27/28	28/29	29/30	30/31
Year-on-Year +/-	0	-15	+8	-3	+1	-5	-3
Reception Surplus	59	74	66	69	68	73	76
Cherry Lane Primary School, Laurel Lane Primary School, St Catherine Catholic Primary School, St Martin's Church of England Primary School & West Drayton Academy							



Number on Roll (Reception only)	
Year	NOR
23/24	271
24/25	271
25/26	256
26/27	264
27/28	261
28/29	262
29/30	257
30/31	254

Number on Roll (Whole phase)	
Year	NOR
23/24	1,952
24/25	1,931
25/26	1,889
26/27	1,846
27/28	1,785
28/29	1,750
29/30	1,723
30/31	1,704

This PPA contains a Crossrail station and has significant new housing and most of the local schools are full. A reasonable margin of capacity is needed but two schools have had declining and low rolls for some years.

This PPA borders with PPA10, 12 and 13 as well as South Bucks. No further action is planned yet.

Year 7 Pupil Forecast – SPA North

Year 7 Pupil Forecast							
Year	24/25	25/26	26/27	27/28	28/29	29/30	30/31
Year-on-Year +/-	+42	-6	-1	-28	-28	-38	-36
Year 7 Surplus	19	33	29	48	104	164	202

Bishop Ramsey Church of England School, The Douay Martyrs Catholic School, Harefield Academy, Haydon School, Northwood School, Queensmead School, Ruislip High School & Vyners School



Number on Roll (Year 7 only)	
Year	NOR
23/24	1,598
24/25	1,640
25/26	1,634
26/27	1,633
27/28	1,605
28/29	1,577
29/30	1,539
30/31	1,503

Number on Roll (Whole phase)	
Year	NOR
23/24	10,239
24/25	10,315
25/26	10,428
26/27	10,394
27/28	10,341
28/29	10,317
29/30	10,163
30/31	9,991

Rolls have stabilised at a high level, and revised projections show Year 7 intake have passed their peak, while total secondary roll will peak in Sept 2026. An 8% margin of spaces is necessary to ensure sufficient places due to parental preferences and this needs to be considered together with the south. All secondary schools in the north of the borough are academies, each with different admission criteria. All except one are rated good or outstanding, and all except two are over-subscribed with long waiting lists. In 2023 almost all vacancies were in two academies.

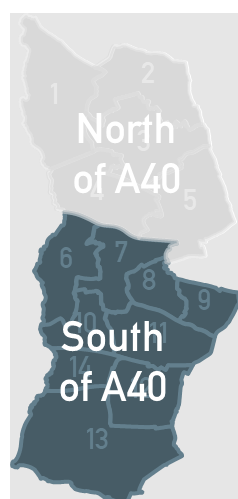
There is significant movement of pupils living to the south of the A40 travelling to schools north of the A40. 28% of pupils offered a place in a school in the north are resident in the south of the borough, compared to only 2% in the opposite direction. The operation of the different admission criteria and parental preferences creates unpredictable outcomes and changing sibling links. This fluctuates and requires a margin of spaces both north and south to absorb.

The Trust leading on the new secondary free school agreed in 2016/17, in Summer 2023 withdrew their application which has subsequently been agreed by the DfE.

Year 7 Pupil Forecast – SPA South

Year 7 Pupil Forecast							
Year	24/25	25/26	26/27	27/28	28/29	29/30	30/31
Year-on-Year +/-	-51	-37	+16	+17	-43	-56	-49
Year 7 Surplus	133	110	94	77	120	176	225

Barnhill Community High School, Bishopshalt School, Guru Nanak Sikh Academy, Harlington School, Hewens College, Oak Wood School, Park Academy West London, Rosedale College, Swakeleys School for Girls, Uxbridge High School



Number on Roll (Year 7 only)	
Year	NOR
23/24	2,014
24/25	1,963
25/26	1,926
26/27	1,942
27/28	1,959
28/29	1,916
29/30	1,860
30/31	1,811

Number on Roll (Whole phase)	
Year	NOR
23/24	12,191
24/25	12,409
25/26	12,516
26/27	12,537
27/28	12,460
28/29	12,352
29/30	12,180
30/31	11,970

Rolls are beginning to stabilise in this area, and revised projections show Year 7 intake reached its peak in Sept 2023, and total secondary roll will continue to rise until Sept 2026. Numbers are very susceptible to changes in cross-borough flows and the perceived educational standards in schools. Each year, demand fluctuates with changes in the level of applications and the success rate for out of borough faith and selective schools.

As set out above, there is considerable mobility between north and south and out borough, which requires a margin above the projected numbers to accommodate fluctuation in parental preferences from year to year.

A planned 1.5FE expansion opened in Sept 2023. No other expansions are necessary at this time.