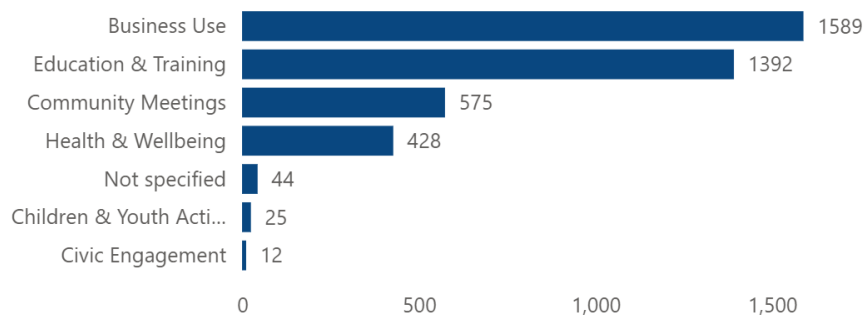


Appendix - Library Room Hire Data

1. Overview of Room Hire Usage

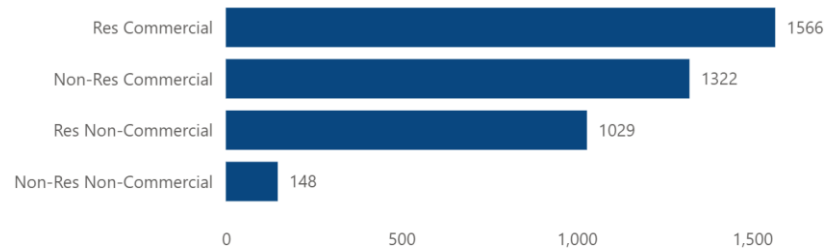
- **Data scope:** 1 June 2024 to 31 May 2025, drawn from the online booking system; excludes the Nook at RM Library (hired by Barclays but not included on the platform). The data in this Appendix reflects paid bookings only.
- **Overall utilisation:** ~25% of available hours, dropping to 16% for paid bookings.
- **Highest utilisation:** Botwell Green, Oak Farm and Yeading libraries. Harefield and Oak Farm benefit from large spaces and extended access; Botwell Green's strong figures are supported by a commercial agreement with Barclays.
- **Peak demand:** Generally mid-mornings (10–11am), around 3pm (after school), and on Saturdays, reflecting business, education, health and community activities.
- **Paid bookings profile:**
 - 64% resident groups, 36% non-resident.
 - ~70% commercial, though excluding Barclays' BG hire, there is a near-even split (53% commercial, 47% non-commercial).
 - Commercial hirers make up only 33% of distinct groups but book more frequently.

2. Hours Booked by Hire Category



Hire Category	Total Booked Hours	% Total
Business Use	1,589.25	39.10%
Education & Training	1,392.36	34.26%
Community Meetings	574.50	14.13%
Health & Wellbeing	428.00	10.53%
Not specified	44.00	1.08%
Children & Youth Activities	25.00	0.62%
Civic Engagement	11.50	0.28%
Total	4,064.61	100.00%

3. Hours Booked by User Group

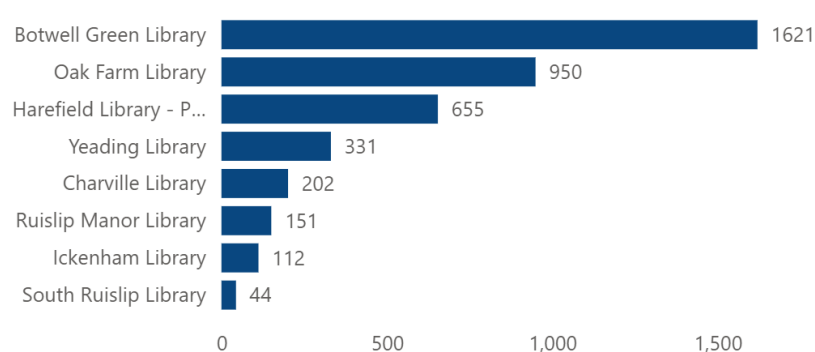


User Group	Total Booked Hours	% Total
Res Commercial	1,565.86	38.52%
Non-Res Commercial	1,321.50	32.51%
Res Non-Commercial	1,029.25	25.32%
Non-Res Non-Commercial	148.00	3.64%
Total	4,064.61	100.00%

4. Hirer Profiles by Library

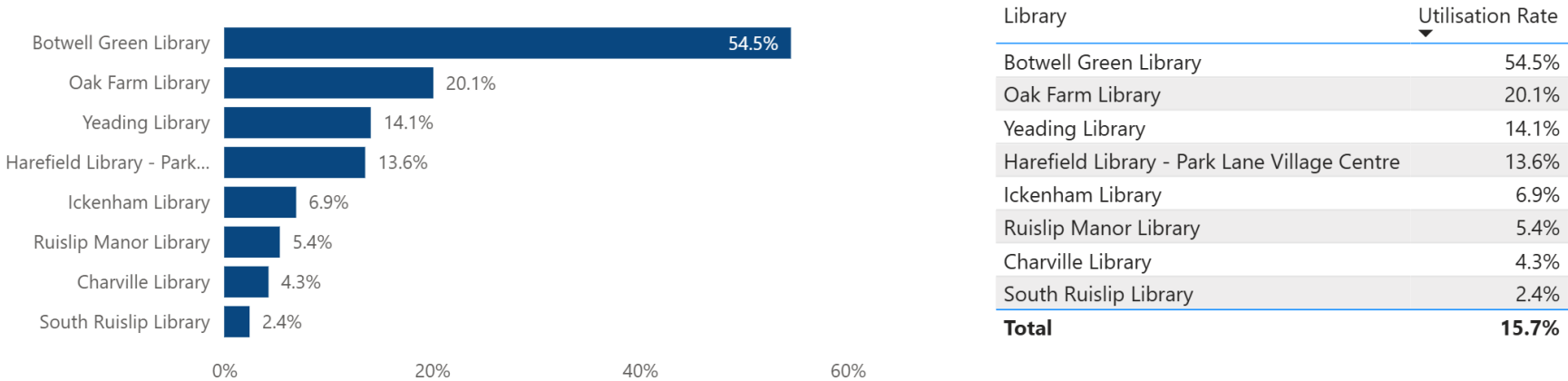
User Group	Botwell Green Library	Charville Library	Harefield Library - Park Lane Village Centre	Ickenham Library	Oak Farm Library	Ruislip Manor Library	South Ruislip Library	Yeading Library	Total
Res Non-Commercial	3	2	23	5	5	4	2	2	46
Res Commercial	2	1	3	1	10	3		2	19
Non-Res Commercial	1	3		1		1		1	7
Non-Res Non-Commercial		2	1	2		1		2	7
Total	6	8	27	9	15	9	2	7	79

5. Hours booked by Library



Library	Total Booked Hours	% Total
Botwell Green Library	1,621.00	39.88%
Oak Farm Library	949.86	23.37%
Harefield Library - Park Lane Village Centre	654.50	16.10%
Yeading Library	331.00	8.14%
Charville Library	201.50	4.96%
Ruislip Manor Library	150.75	3.71%
Ickenham Library	112.00	2.76%
South Ruislip Library	44.00	1.08%
Total	4,064.61	100.00%

6. Meeting Room Utilisation Rates



7. Peak and Off-peak Usage Patterns

Weekday	9	10	11	12	13	14	15	16	17	18	19	20	21	22	23	Total
Monday	384	411	411	394	415	411	425	426	9	81	114	33	3			627
Tuesday	18	160	150	10	12	30	188	140	152	29						394
Wednesday	35	340	340	414	256	254	359	318	3	3	15	12	12			720
Thursday	359	377	398	386	361	409	449	12	12	7	68	66	62			582
Friday	4	37	135	368	368	449	471	367	42	66	87	27	21	6	6	633
Saturday	202	519	518	438	370	423	244	155	138	22	23					787
Sunday	74	178	155	22	134	140	139	20	12	7	2					322
Total	1,075	2,021	2,106	2,031	1,915	2,115	2,274	1,438	368	214	309	138	98	6	6	4,065

8. Library Room Hire Revenue

The data in this section was extracted from Oracle and may include income from uses beyond traditional room hire, such as the library being used as a polling station or the Atrium in the old Uxbridge library being hired.

Library	2018/19	2019/20	2020/21	2021/22	2022/23	2023/24	2024/25	Total
Botwell Green	£ 15,202.05	£ 14,188.26		£ 378.80	£ 2,245.64	£ 23,597.16	£ 35,465.48	£ 91,077.39
Charville	£ 985.95	£ 2,693.89	£ 16.00			£ 309.85	£ 2,001.54	£ 6,007.23
Eastcote					£ 102.60			£ 102.60
Harefield	£ 5,692.10	£ 4,893.45		£ 1,331.00	£ 7,452.92	£ 6,670.40	£ 5,549.21	£ 31,589.08
Hayes End	£ 150.00							£ 150.00
Ickenham	£ 1,890.62	£ 5,137.34	£ 9.20	£ 625.60	£ 524.27	£ 671.36	£ 1,537.58	£ 10,395.97
<i>Library not listed</i>		£ 750.00			£ 363.40	-£ 495.00	-£ 407.20	£ 211.20
Manor Farm	£ 1,373.00	£ 1,902.96						£ 3,275.96
Northwood	£ 113.71	£ 74.10	£ 1.80					£ 189.61
Northwood Hills	£ 540.75	£ 643.05	£ 127.00					£ 1,310.80
Oak Farm	£ 16,597.62	£ 16,839.64	-£ 460.18	£ 6,157.25	£ 11,717.03	£ 16,976.52	£ 13,625.58	£ 81,453.46
Ruislip Manor	£ 939.82	£ 644.70			£ 221.60	£ 3,074.01	£ 31,352.54	£ 36,232.67
South Ruislip						£ 107.10	£ 366.77	£ 473.87
Uxbridge	£ 580.00	£ 800.00		£ 160.00	£ 340.00	£ 418.45	£ 5.21	£ 2,303.66
Yeading	£ 4,779.50	£ 6,181.64	£ 114.88	£ 723.15	£ 189.25	-£ 169.72	£ 3,461.52	£ 15,280.22
Yiewsley	£ 150.00							£ 150.00
Total	£ 48,995.12	£ 54,749.03	-£ 191.30	£ 9,375.80	£ 23,156.71	£ 51,160.13	£ 92,958.23	£ 280,203.72

Income from Space Hire Agreements with Barclays Bank UK Plc

Library	2023/24	2024/25	Total
Botwell Green	£ 18,746.00	£ 29,718.00	£ 48,464.00
Ruislip Manor		£ 29,652.75	£ 29,652.75
Total	£ 18,746.00	£ 59,370.75	£ 78,116.75